Searching for the Sources of Galactic cosmic rays
APC, Paris - December 11-14, 2018

Cosmic Ray Energetics And Mass
CREAM for the ISS (ISS-CREAM)

Eun-Suk Seo
University of Maryland
for
the CREAM Collaboration

CREAM Collaboration

E. S. Seo[a,b], Y. Amare[a], T. Anderson[c], D. Angelaszek[a,b], N. Anthony[a], G. H. Choi[d], M. Chung[a], M. Copley[a], S. Coutu[c], L. Derome[e], L. Eraud[e], C. Falana[a], A. Gerrety[a], L. Hagenau[a], J. H. Han[a], H. G. Huh[a], Y. S. Hwang[f], H. J. Hyun[f], S. Im[c], H.B. Jeon[f], J. A. Jeon[d], S. Jeong[d], S. C. Kang,[f] H. J. Kim[f], K. C. Kim[a], M. H. Kim[a], H. Y. Lee[d], J. Lee[d], M. H. Lee[a], C. Lamb[a], J. Liang[a], J. T. Link[g], L. Lu[a], J. P. Ludquist, L. Lutz[a], B. Mark[a], A. Menchaca-Rocha[h], T. Mernik[a], J. W. Mitchell[g], S. I. Mognet[c], M. Nester[a], S. Nutter[i], O. Ofoha[a], H. Park[f], I. H. Park[d], J. M. Park[f], N. Picot-Clemente[a], S. Rostsky[a], J. R. Smith[a], R. Takeishi[d], T. Tatoli[a], P. Walpole[a], R. P. Weinmann[a], J. Wu[a], Y. S. Yoon[a,b] and H. G. Zhang[a]

[a]*Inst. for Phys. Sci. and Tech., University of Maryland, College Park, MD, USA*
[b]*Dept. of Physics, University of Maryland, College Park, MD, USA*
[c]*Dept. of Physics, Penn State University, University Park, PA, USA*
[d]*Dept. of Physics, Sungkyunkwan University, Republic of Korea*
[e]*Laboratoire de Physique Subatomique et de Cosmologie, Grenoble, France*
[f]*Dept. of Physics, Kyungpook National University, Republic of Korea*
[g]*Astroparticle Physics Laboratory, NASA Goddard Space Flight Center, USA*
[h]*Instituto de Fisica, Universidad Nacional Autonoma de Mexico, Mexico*
[i]*Dept. of Physics and Geology, Northern Kentucky University, USA*

Thanks to NASA HQ/GSFC WFF/JSC/MSFC/KSC, SpaceX and JAXA

How do cosmic accelerators work?

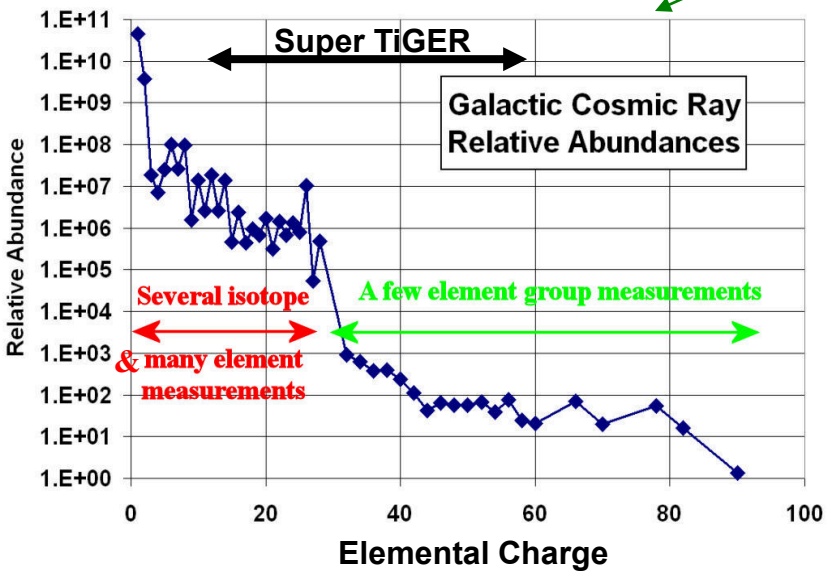

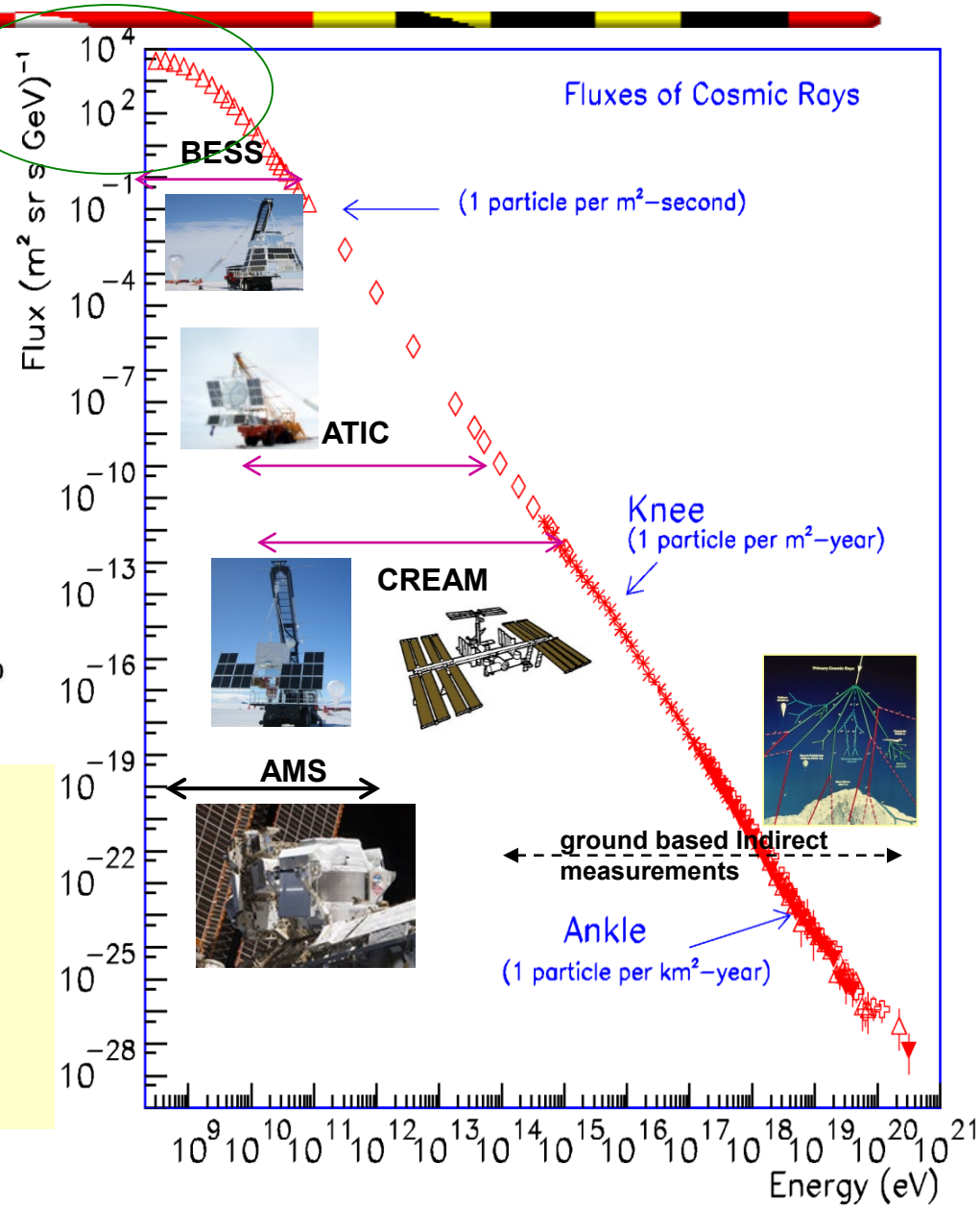

Mission Goal

Extend the energy reach of direct measurements of cosmic rays to the highest energy possible to investigate cosmic ray origins, acceleration and propagation.

ISS-CREAM launch on SpaceX-12, 8/14/17

Aiming high

From the International Space Station (ISS), the Cosmic Ray Energetics and Mass (CREAM) instrument will trace the energy at which cosmic rays become very rare, revealing the limits of the supernova shock waves thought to accelerate them.

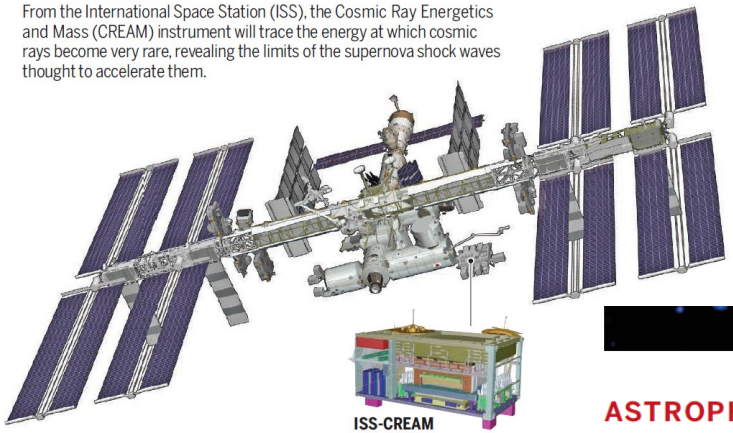



cosmic rays across the galaxy.

ASTROPHYSICS

Cosmic ray catcher will probe supernovae from new perch

Balloon-borne detector moves to space to trap rare, high-energy particles that carry clues to their origin

By **Eric Hand**

After 191 days aboard balloons sailing the stratosphere, an experiment designed to probe the galaxy's natural particle accelerators will move to higher ground: the International Space Station (ISS). The Cosmic Ray Energetics and Mass (CREAM) instrument and its successors floated above Antarctica seven times to collect high-energy cosmic rays, charged particles and

that a few smash into Earth with extraordinarily high energies—higher than today's most powerful atom smashers can generate. Their abundance drops sharply with increasing energy, following what's known as a power law distribution. In 1949, Italian-American physicist Enrico Fermi came up with a mechanism that could explain that and the cosmic rays' mind-boggling energies: supernova shock waves. In the centuries after a supernova, a wave of compressed gas courses out

CREAM Cosmic Ray Energetics And Mass

Seo et al. Adv. in Space Res., **33** (10), 1777, 2004; Ahn et al., NIM A, **579**, 1034, 2007

- Transition Radiation Detector (TRD) and Tungsten Scintillating Fiber Calorimeter
  - In-flight cross-calibration of energy scales
- Complementary Charge Measurements
  - Timing-Based Charge Detector
  - Cherenkov Counter
  - Pixelated Silicon Charge Detector



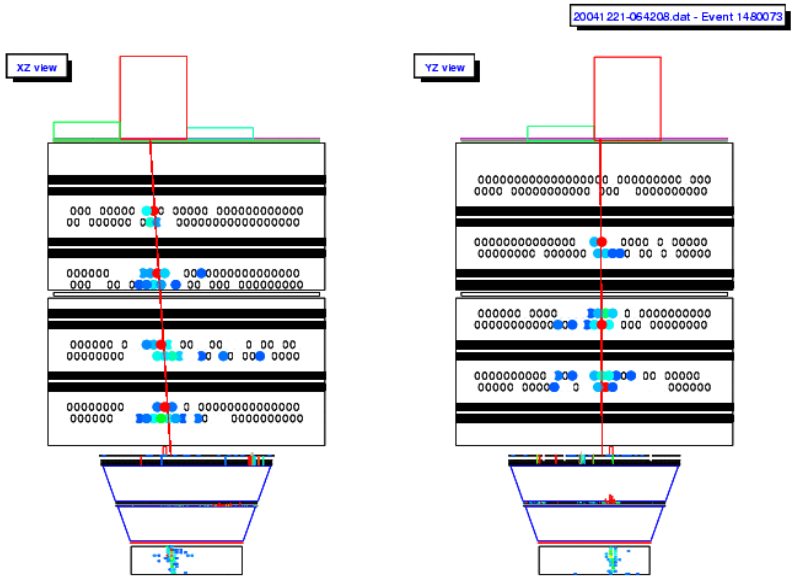

Balloon Flights in Antarctica Offer Hands-On Experience

CREAM has trained >100 students



Typical duration: ~1 month/flight

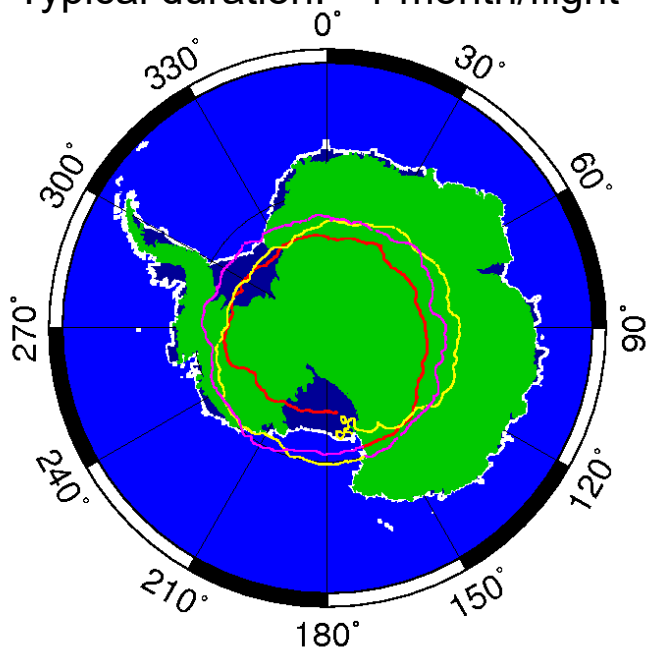



The instruments are for the most part **built in-house by students** and young scientists, many of them currently working in the on-campus laboratory.



Instruments are fully recovered, refurbished & reflown.

Magazine

U-Md.-Goddard programs offer students out-of-this-world opportunities

By Allison Klein October 31 at 6:00 AM

Professor Eun-Suk Seo at the University of Maryland Laboratory stands in front of the Cosmic Ray Energetics and Mass detector, which NASA will launch to the International Space Station. (Greg Powers/For The Washington Post)

Dozens of students at the University of Maryland have toiled in the physics lab, some soldering metal parts, some debugging software and some simply slicing black pieces of paper into perfectly sized triangles.

To physics professor Eun-Suk Seo, all of their work is critical. Students are helping her build a payload that is scheduled to launch to the International Space Station next year, the culmination of more than 10 years of her painstaking work on cosmic rays in a collaboration with NASA.

Elemental Spectra over 4 decades in energy

Yoon et al. ApJ **728**, *122*, 2011; Ahn et al., ApJ **715**, *1400*, 2010; Ahn et al. ApJ **707**, *593*, 2009

Excellent charge resolution from SCD

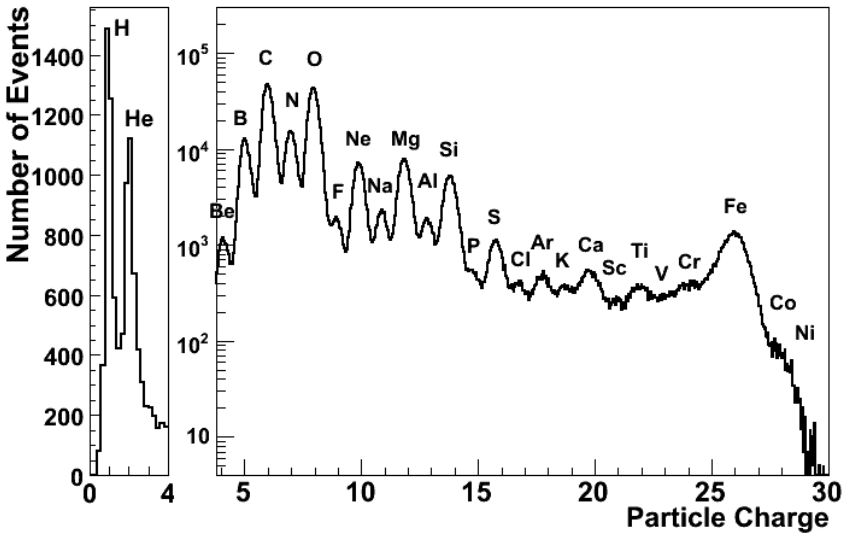

Distribution of cosmic-ray charge measured with the SCD. The individual elements are clearly identified with excellent charge resolution. The relative abundance in this plot has no physical significance.

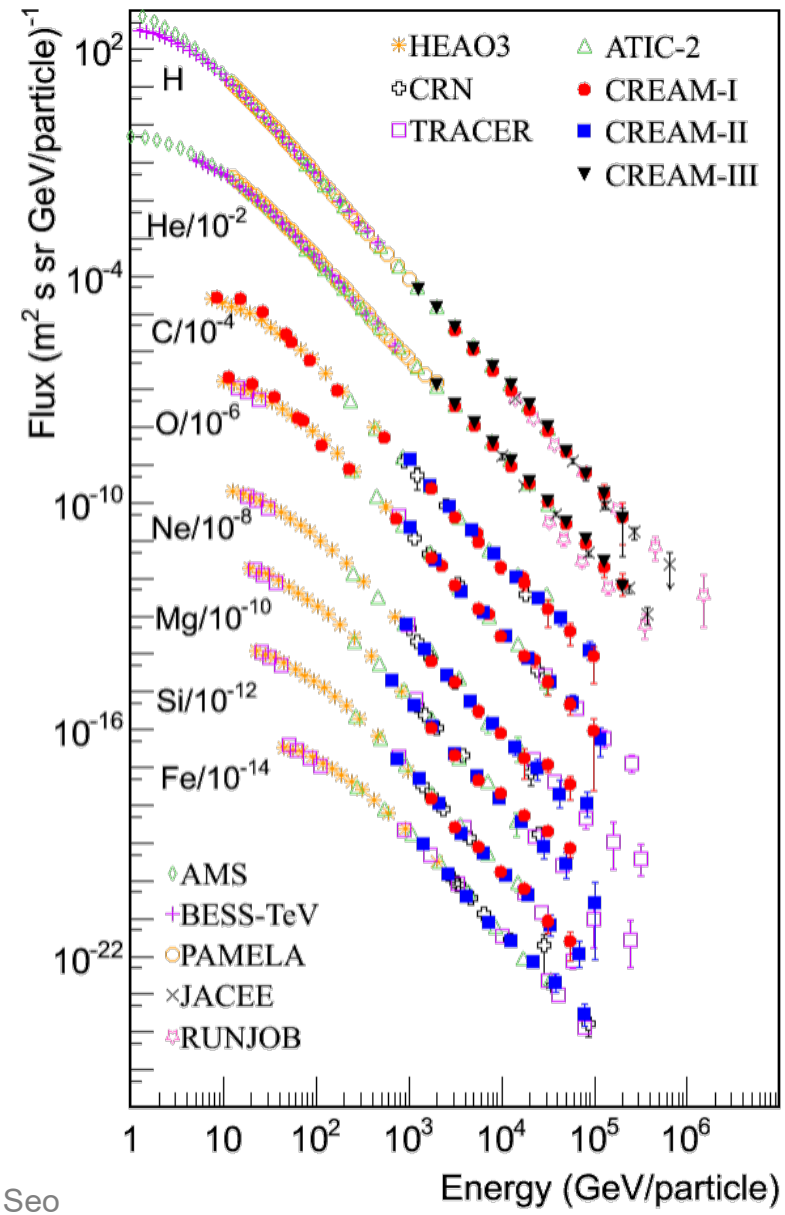

CREAM spectra harder than prior lower energy measurements

Yoon et al. ApJ **728**, *122*, 2011; Ahn et al. ApJ 714, L89, 2010

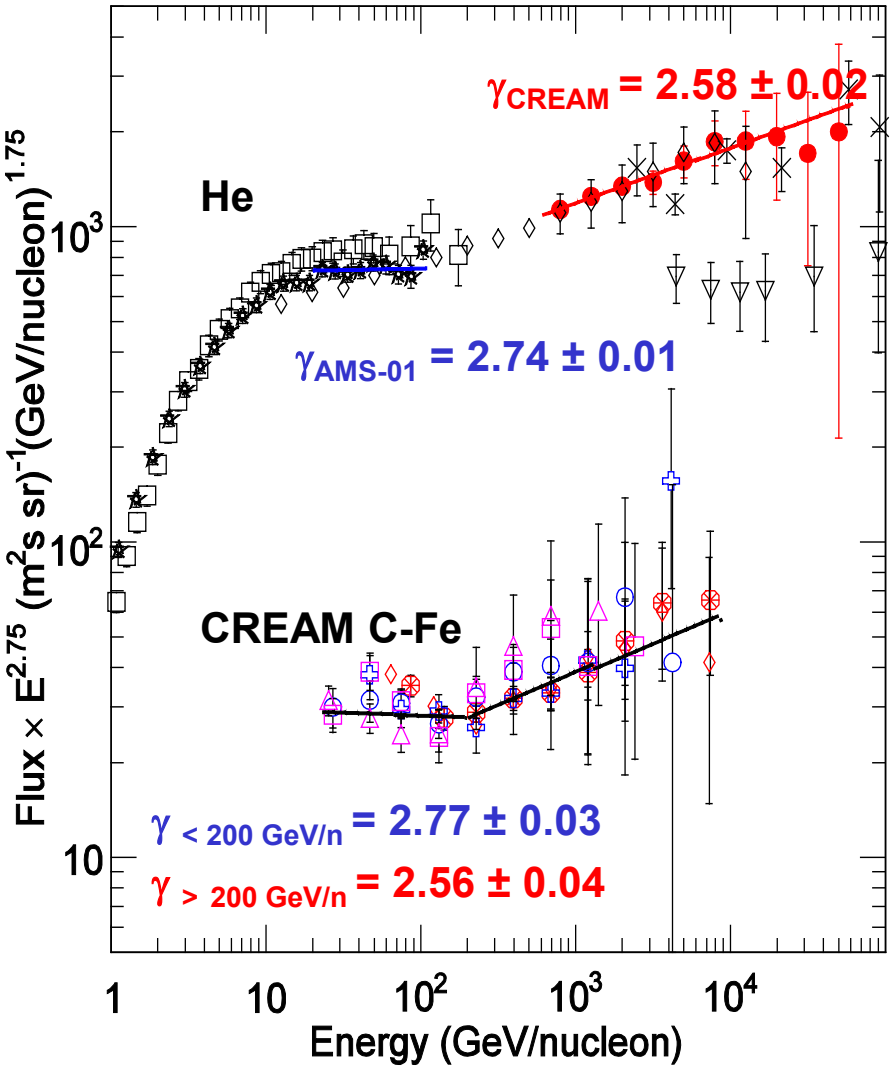

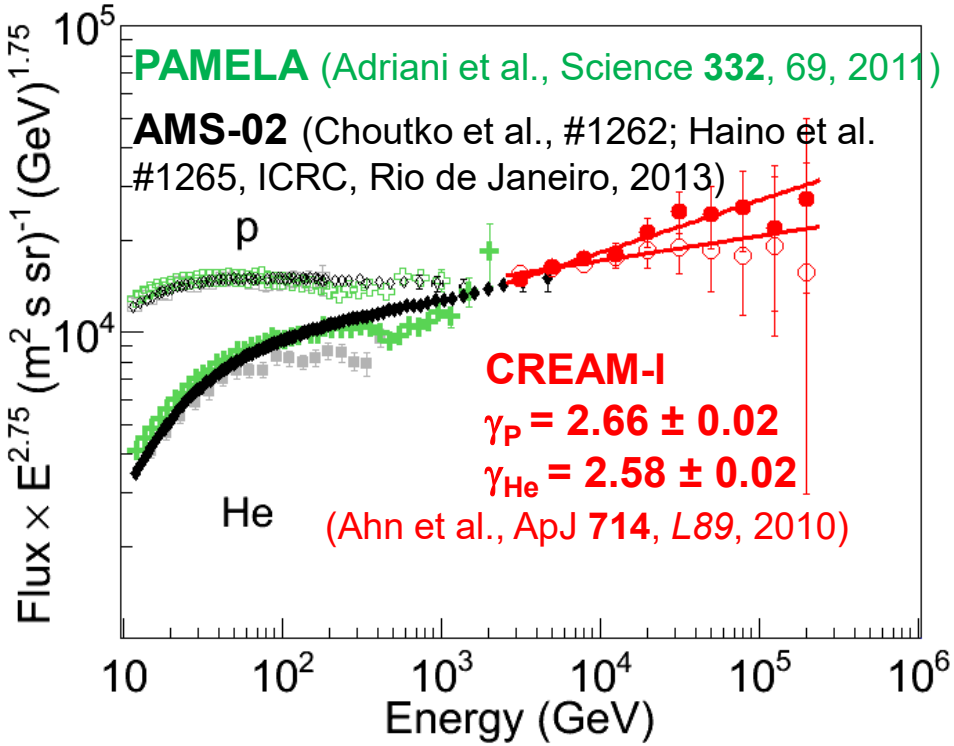

It provides important constraints on cosmic ray acceleration and propagation models, and it must be accounted for in explanations of the e^+e^- anomaly and cosmic ray "knee."

Spectral Hardening Confirmed

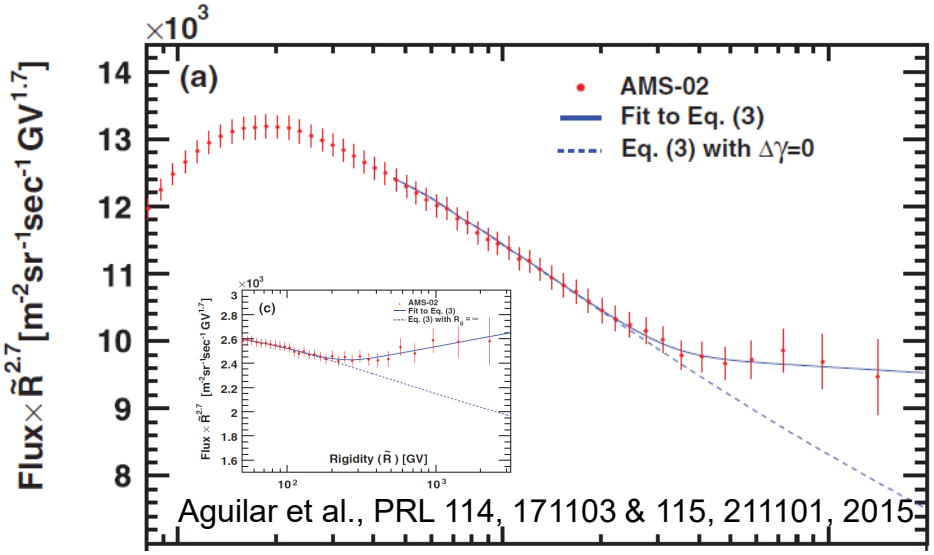

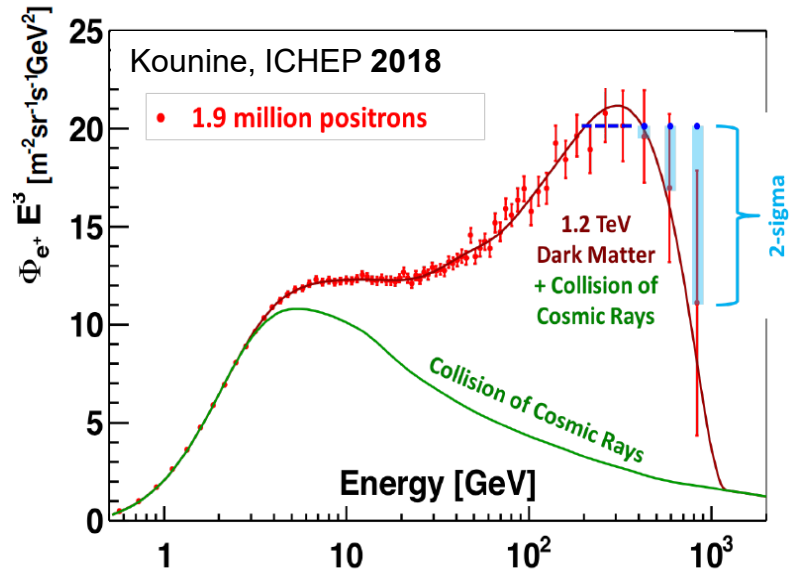

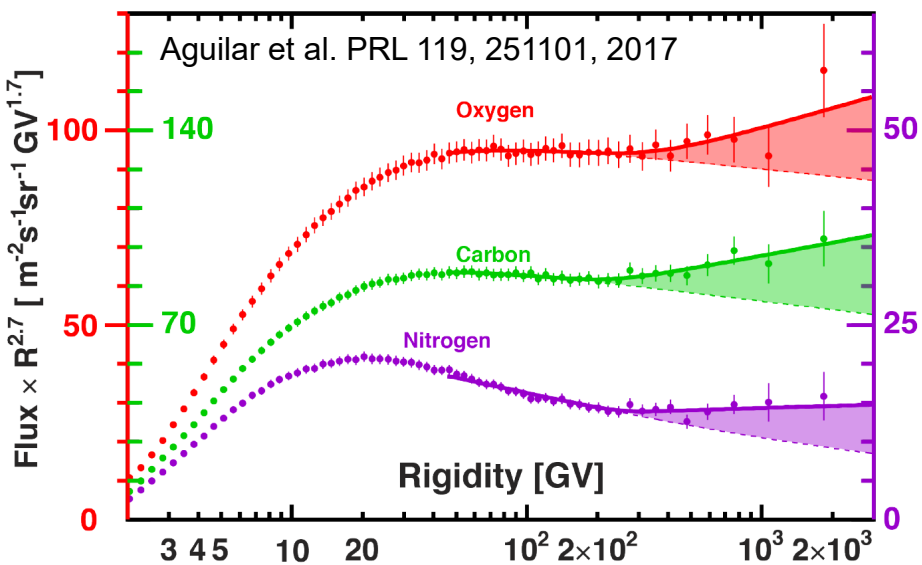

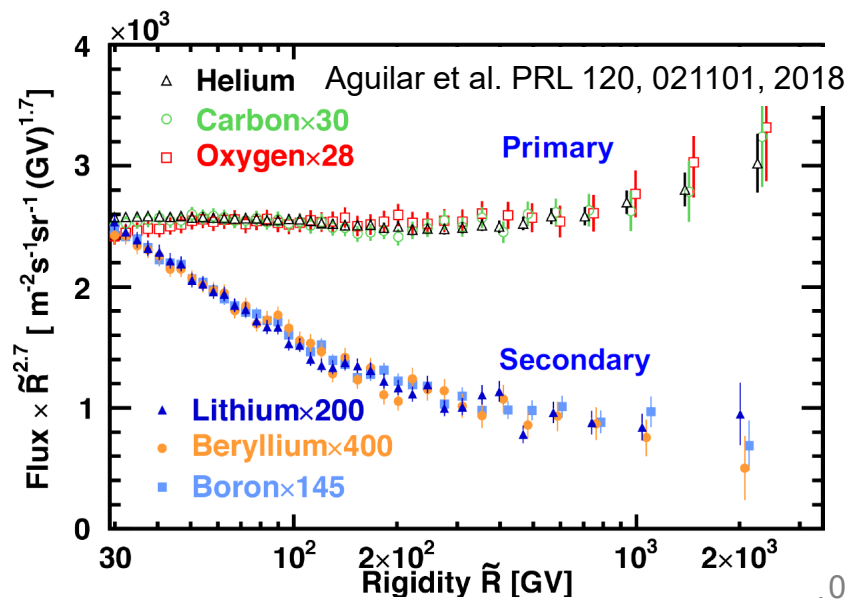

Is the “knee” due to a limit in SNR acceleration?

- The all particle spectrum extends several orders of magnitude beyond the highest energies thought possible for supernova shock acceleration
- And, there is a “knee” (index change) above 10^{15} eV
- Acceleration limit signature: Characteristic elemental composition change over two decades in energy below and approaching the knee
- Direct measurements of individual elemental spectra can test the supernova acceleration model

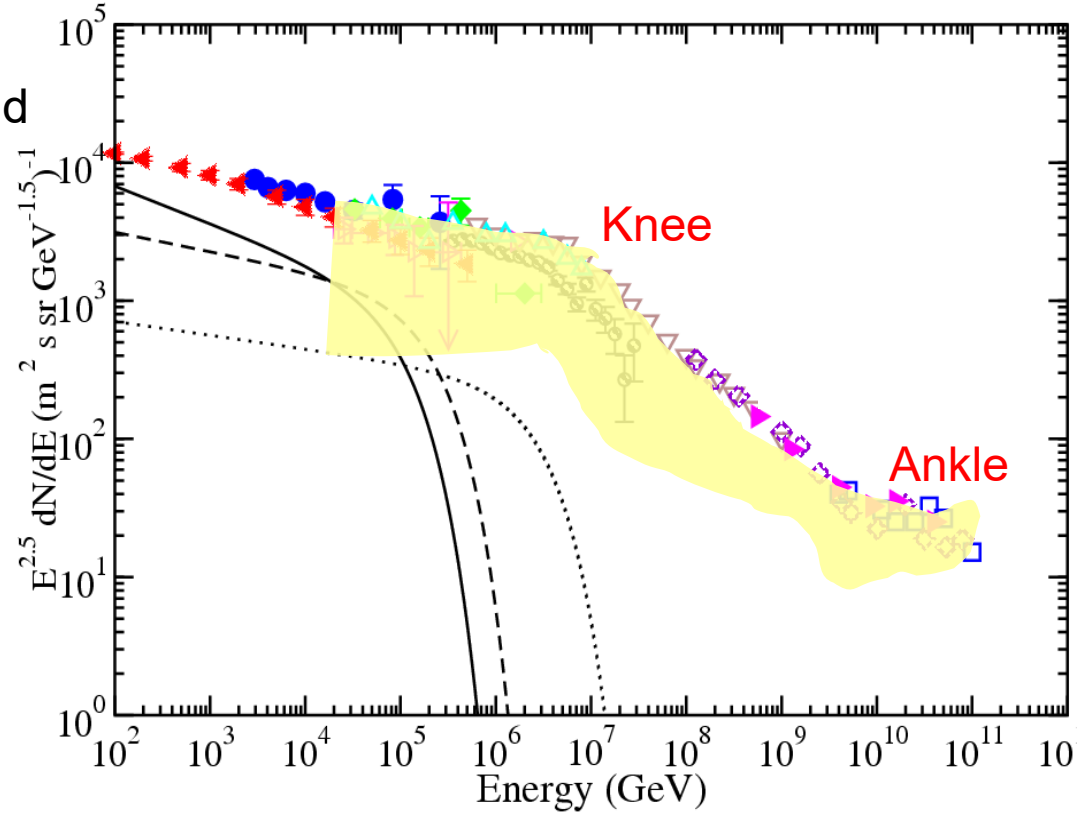

SNR acceleration limit:

$$E_{\max} \sim \frac{v}{c} ZeBVT \sim Z \times E_{\max\_p}$$

Multiple Sources?

Acceleration limit:

$E_{max\_z} = Ze \times R = Z \times E_{max\_p}$, *where rigidity R = Pc/Ze*

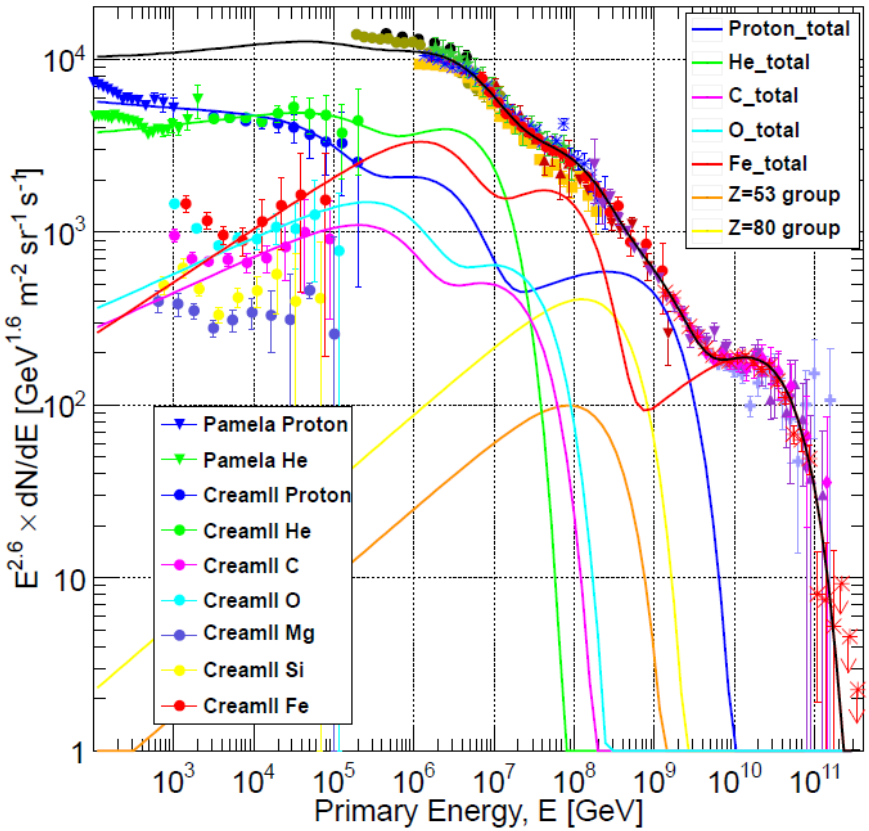

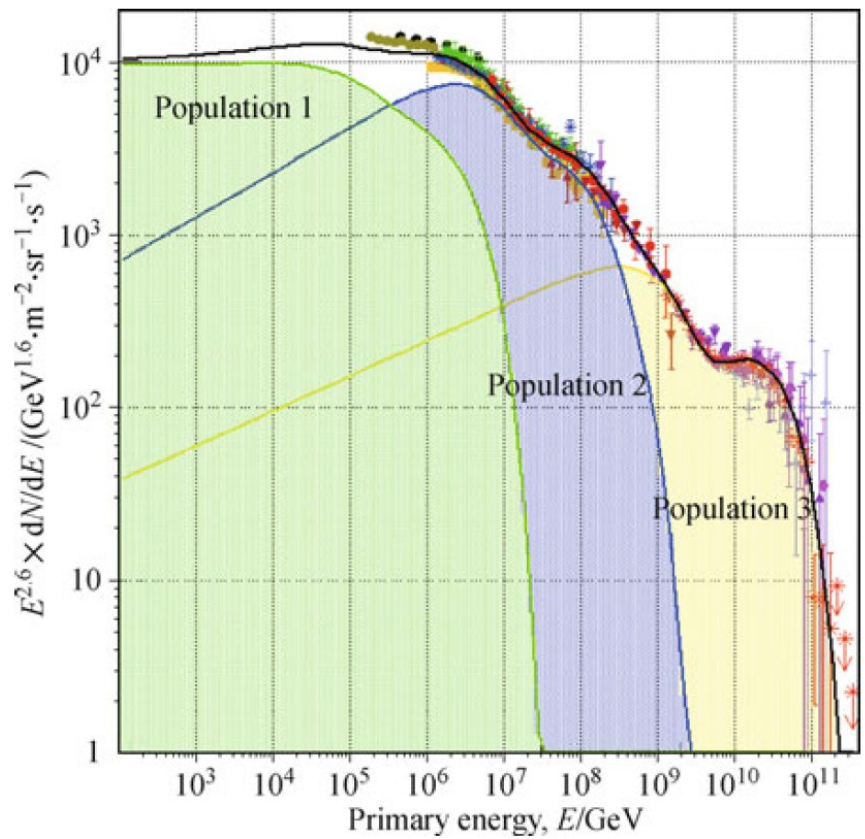

T. K. Gaisser, T. Stanev and S. Tilav, Front. Phys. 8(6), 748, 2013

Need to extend measurements to higher energies

Yoon et al. (CREAM Collaboration) ApJ 839:5, 2017

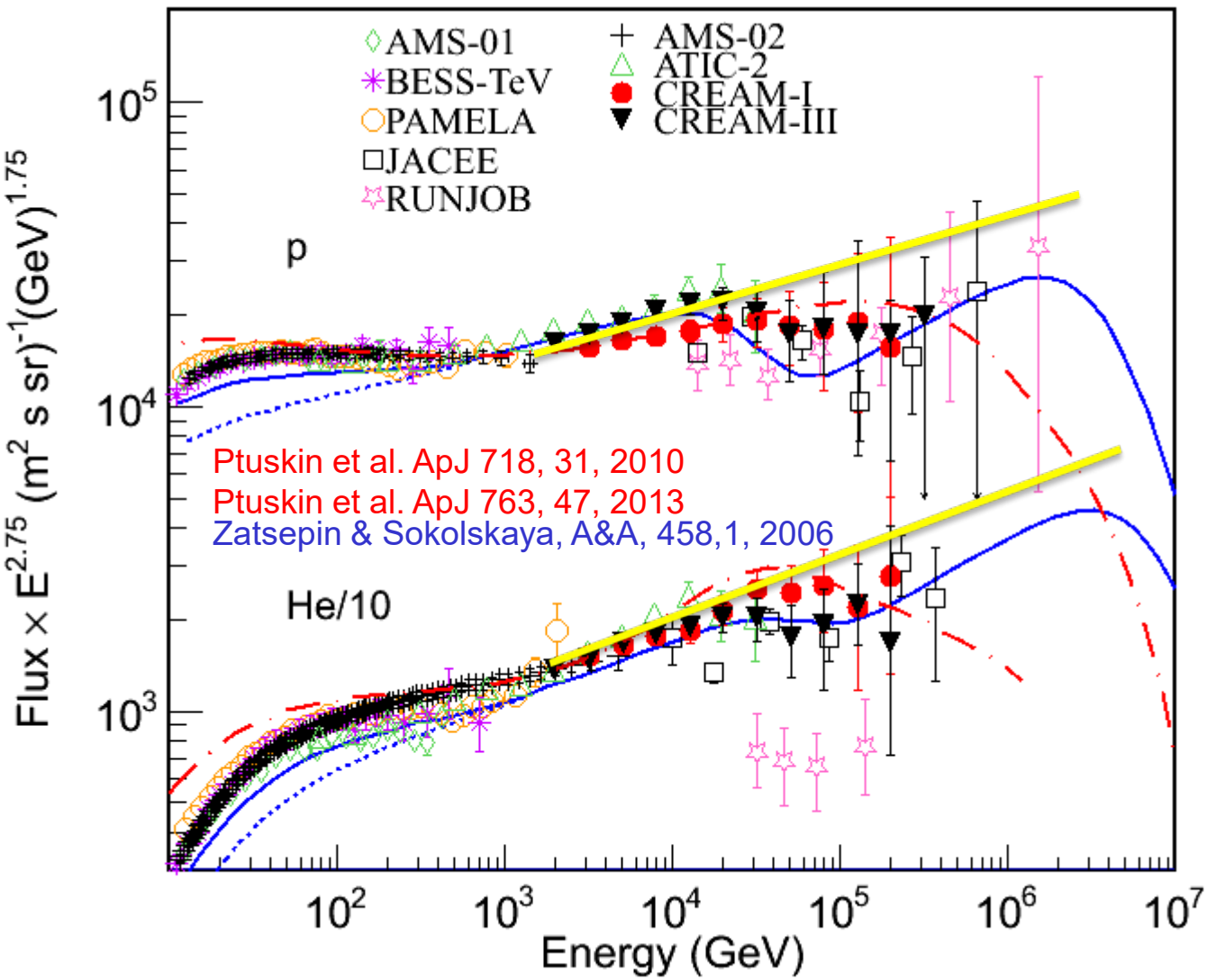

ISS-CREAM: CREAM for the ISS

E. S. Seo et al, Advances in Space Research, **53**/10, *1451*, 2014

SpaceX-12 Launch on 8/14/2017

ISS-CREAM installed on the ISS 8/22/17

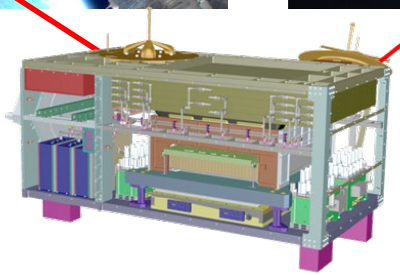

Mass: ~1258 kg
Power: ~ 415 W
Data rate: ~500 kbps

- Building on the success of the balloon flights, the payload has been transformed for accommodation on the ISS (NASA's share of JEM-EF).
  - Increase the exposure by an order of magnitude
- ISS-CREAM will measure cosmic ray energy spectra from 10^{12} to $>10^{15}$ eV with individual element precision over the range from protons to iron to:
  - Probe cosmic ray origin, acceleration and propagation.
  - Search for spectral features from nearby/young sources, acceleration effects, or propagation history.

ISS-CREAM Instrument

Seo et al. Adv. in Space Res., **53**/10, *1451*, 2014; Smith et al. PoS(ICRC2017)199, 2017

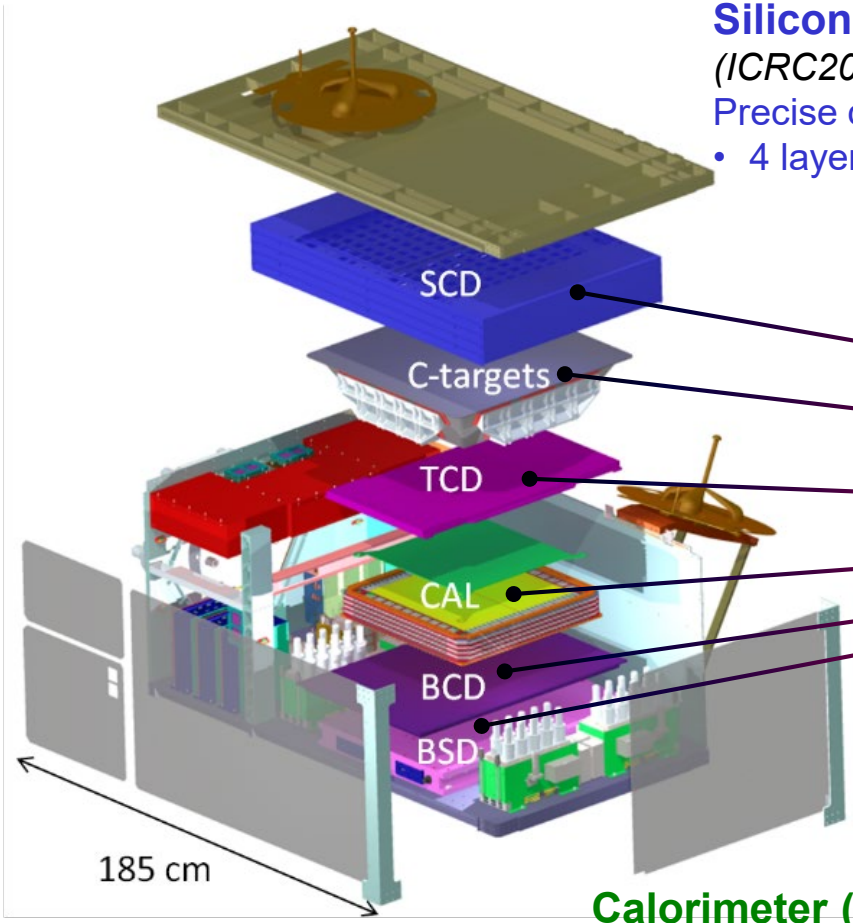

Silicon Charge Detector (SCD) *Lee et al. PoS (ICRC2017)244, 2017; Hong et al. PoS(ICRC2017)229, 2017.*

Precise charge measurements with charge resolution of ~ 0.2e.

- 4 layers of 79 cm x 79 cm active area (2.12 cm^2 pixels).



Top/Bottom Counting Detector (T/BCD) *Kang et al. PoS(ICRC2017)250, 2017; Hwang et al. JINT10 (07), P07018, 2015.*

- Plastic scintillator instrumented with an array of 20 x 20 photodiodes for e/p separation.
- Independent trigger.

Boronated Scintillator Detector (BSD) *Link et al. PoS(ICRC2015)611, 2015.*

- Additional e/p separation by detection of thermal neutrons.

Calorimeter (CAL) *Picot-Clemente et al. PoS(ICRC2017)247, 2017.*

- 20 layers of alternating tungsten plates and scintillating fibers.
- Determines energy.
- Provides tracking and trigger.

Cosmic Ray Event Simulation

Seo et al. Adv. in Space Res., **53**/10, *1451*, 2014; Smith et al. PoS(ICRC2017)199, 2017

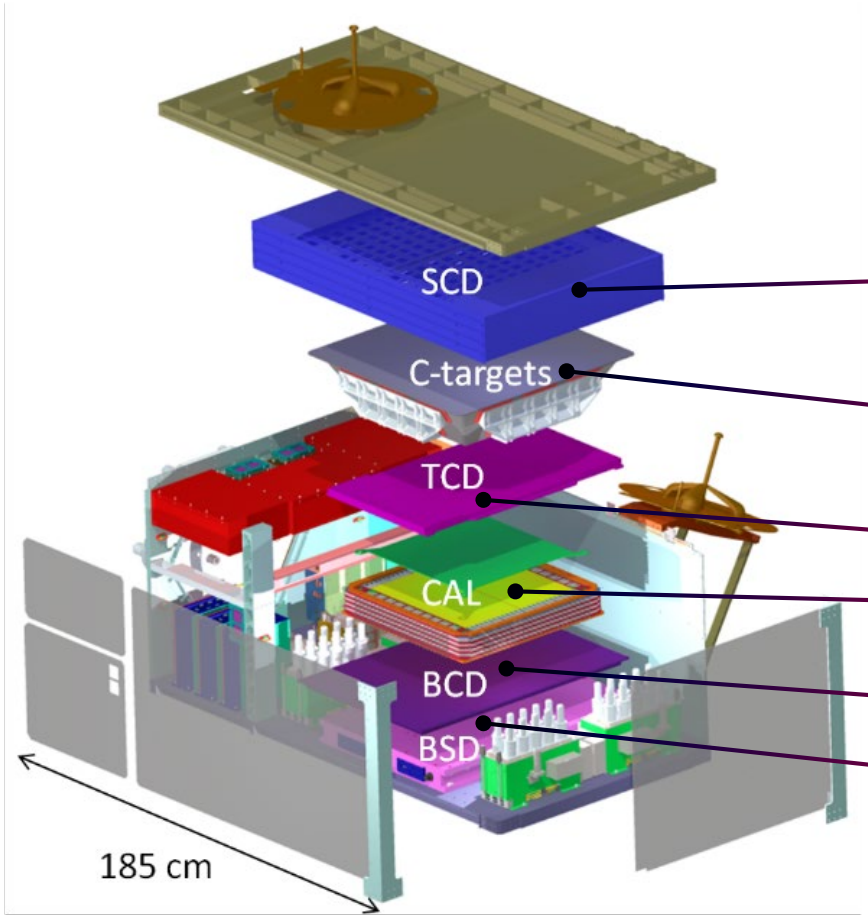

Cosmic Ray Particle

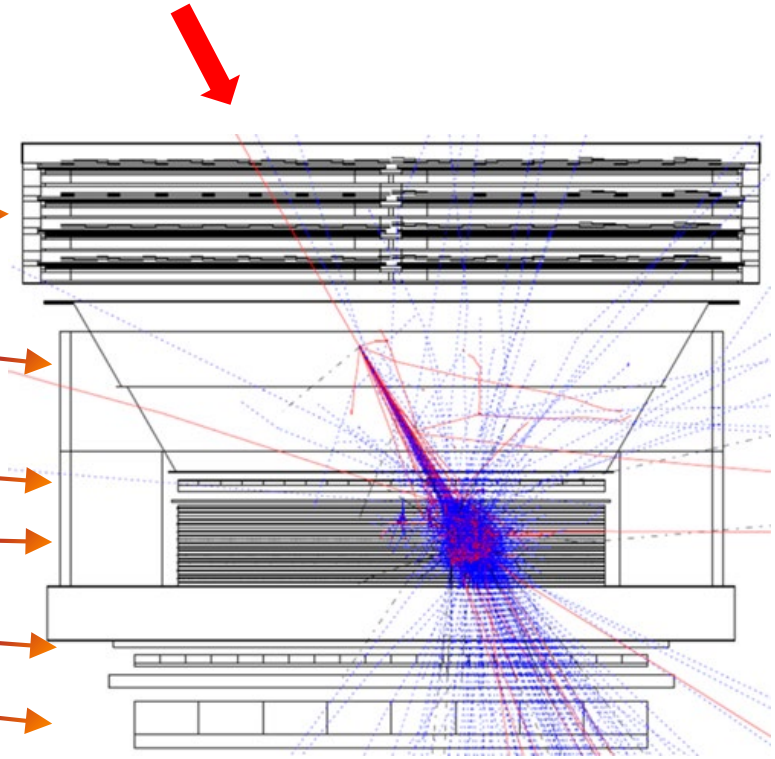

Flight data: Cosmic Ray Detection

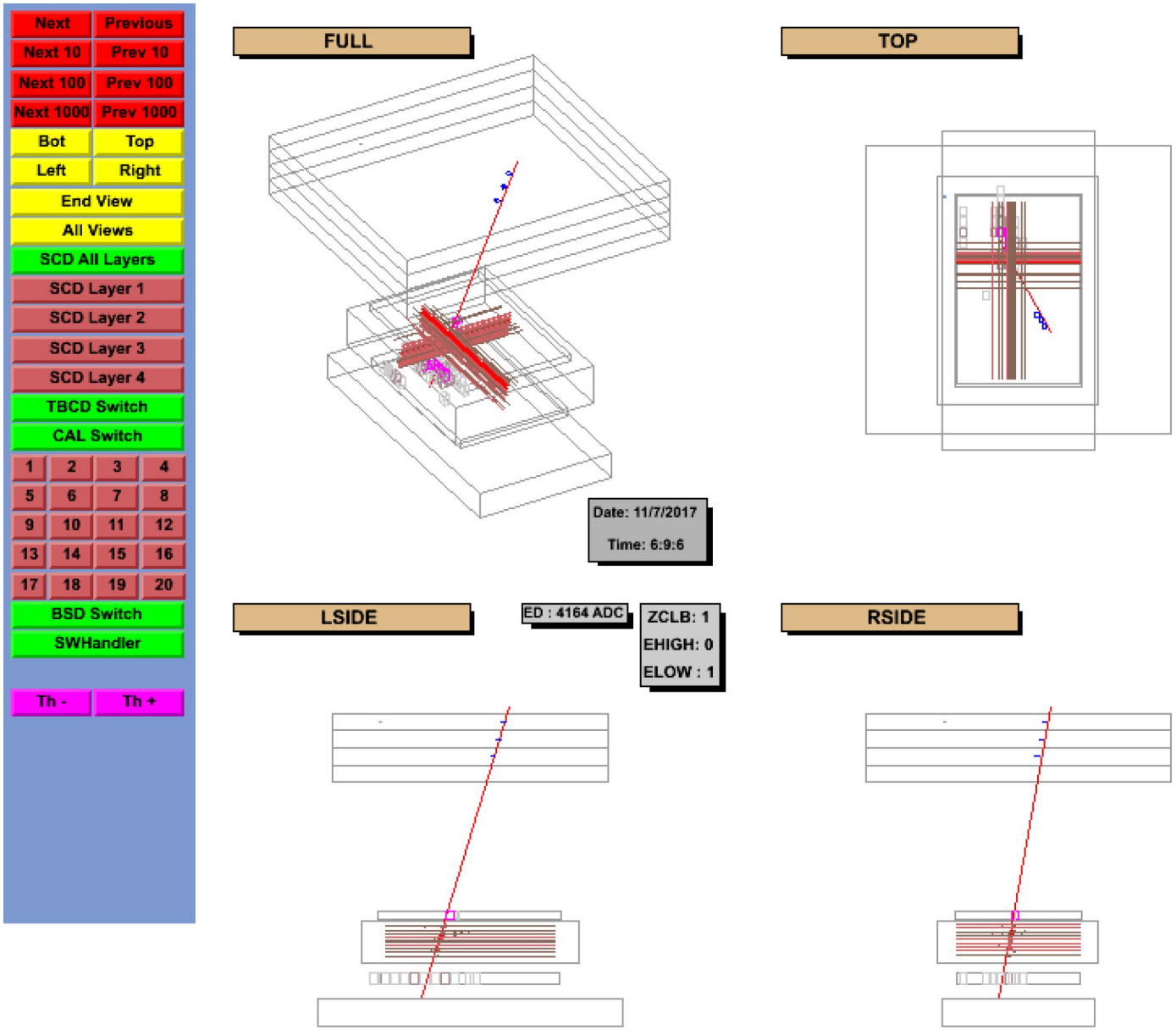

Tracking in CAL

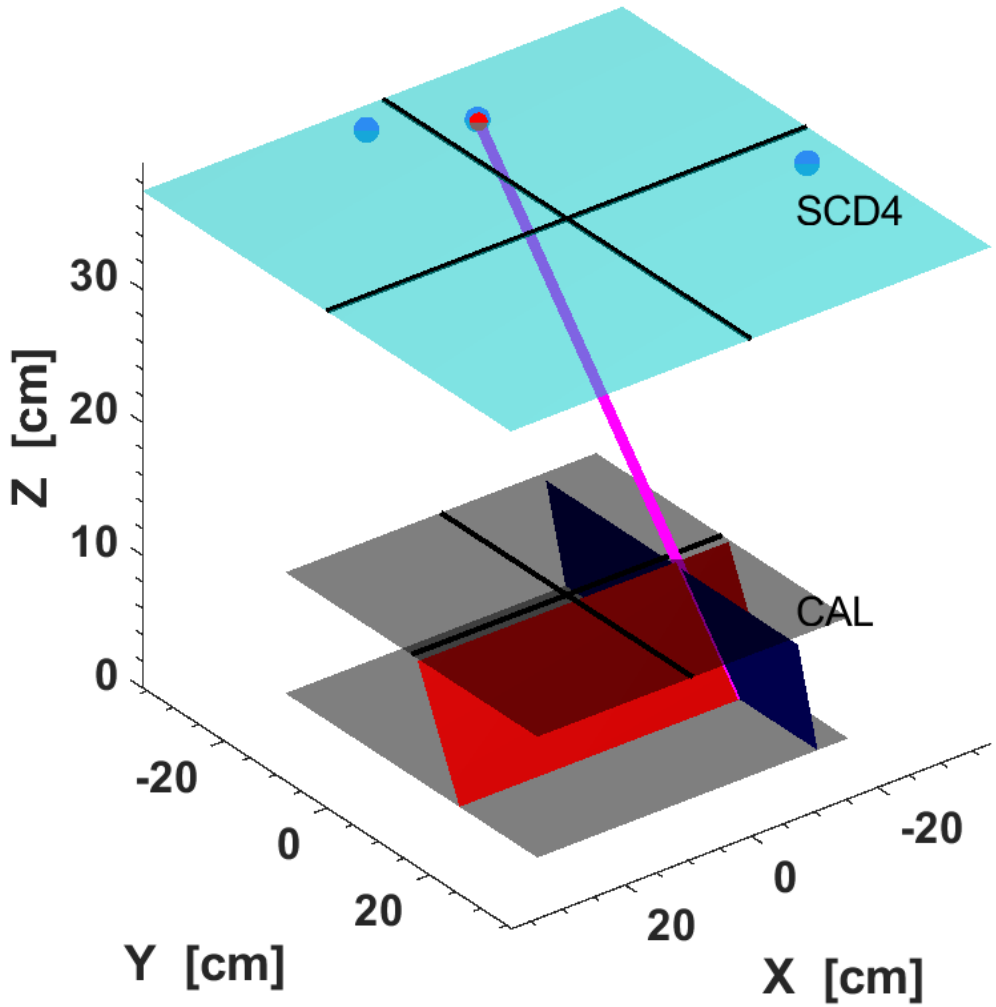

SCD provides particle charge identification

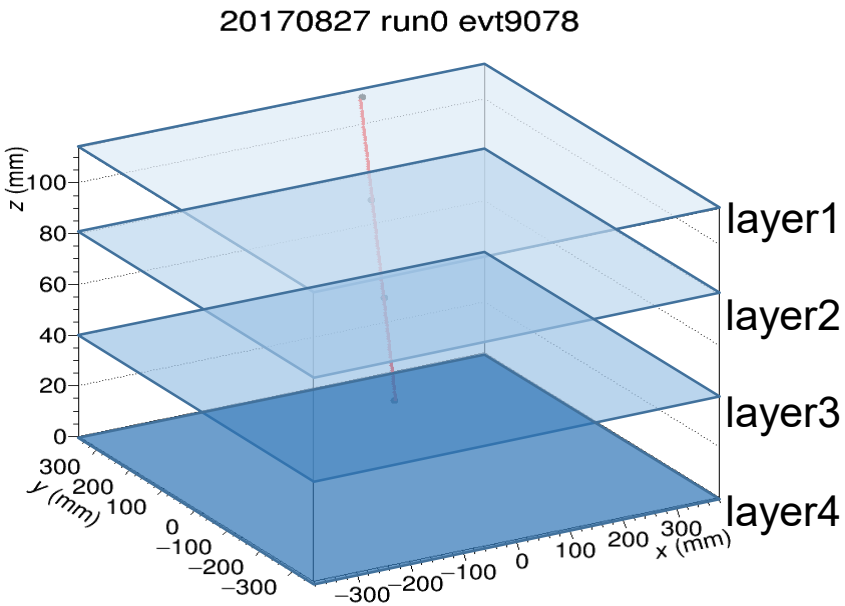

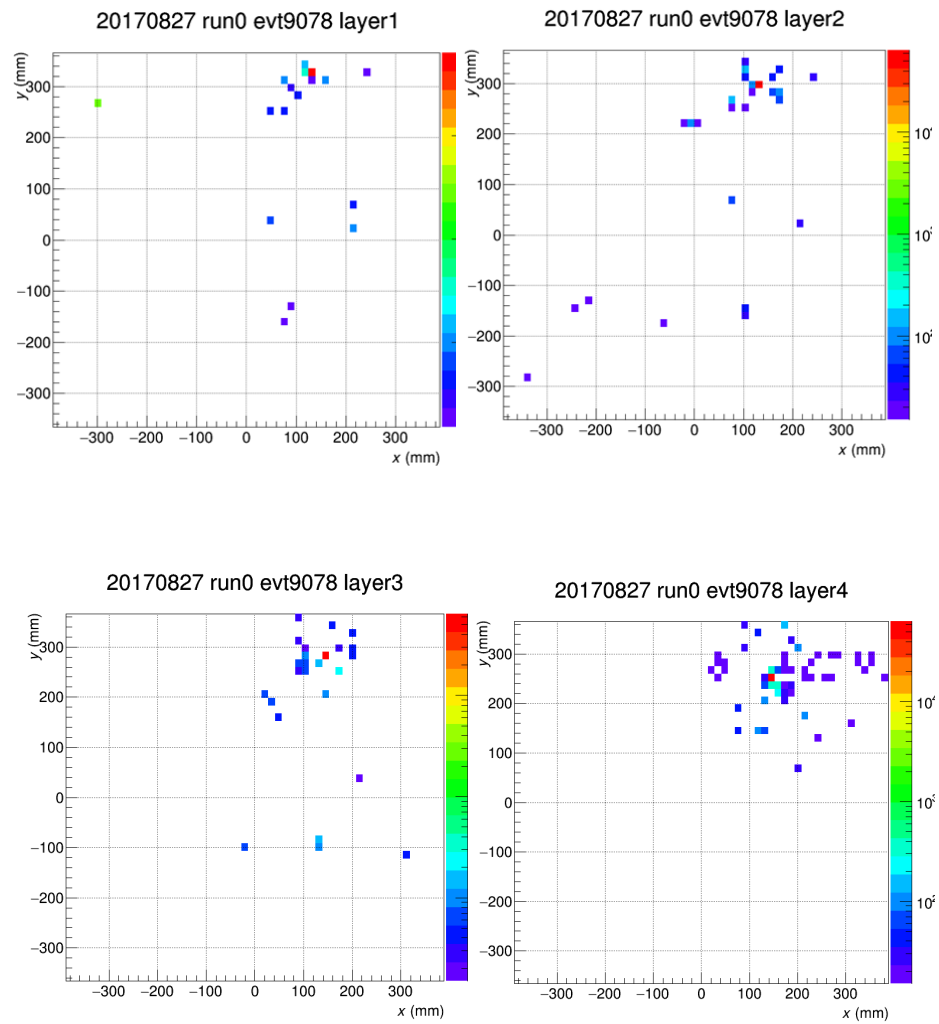

SCD: individual elements are clearly identified

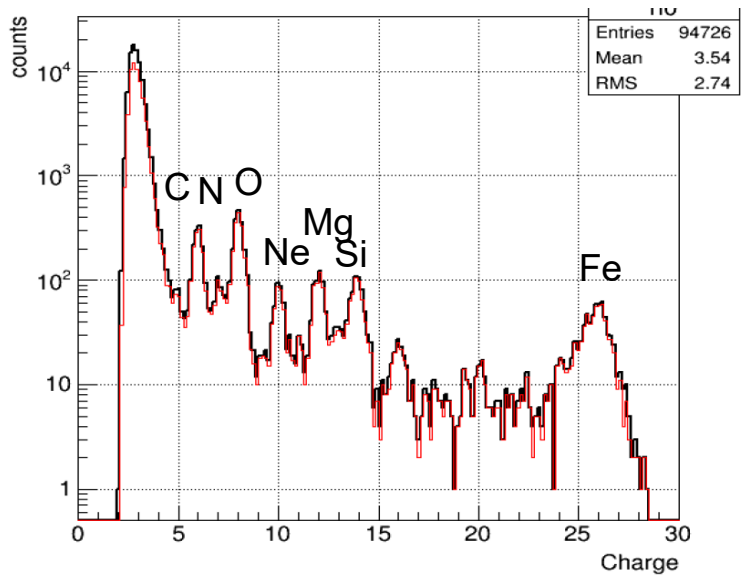

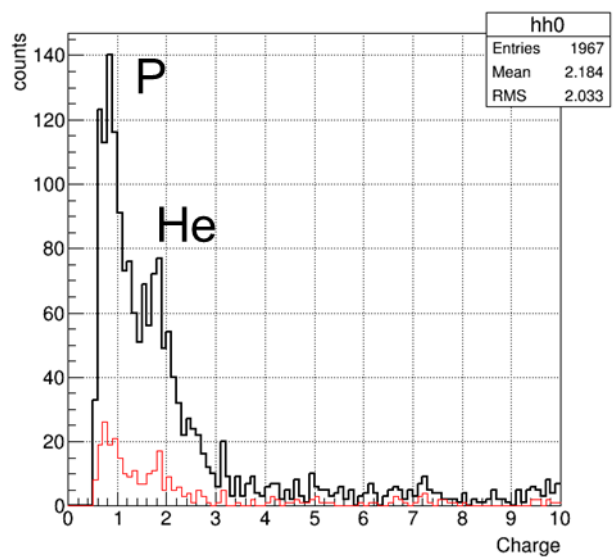

Ahn et al. ApJ 714, L89, 2010

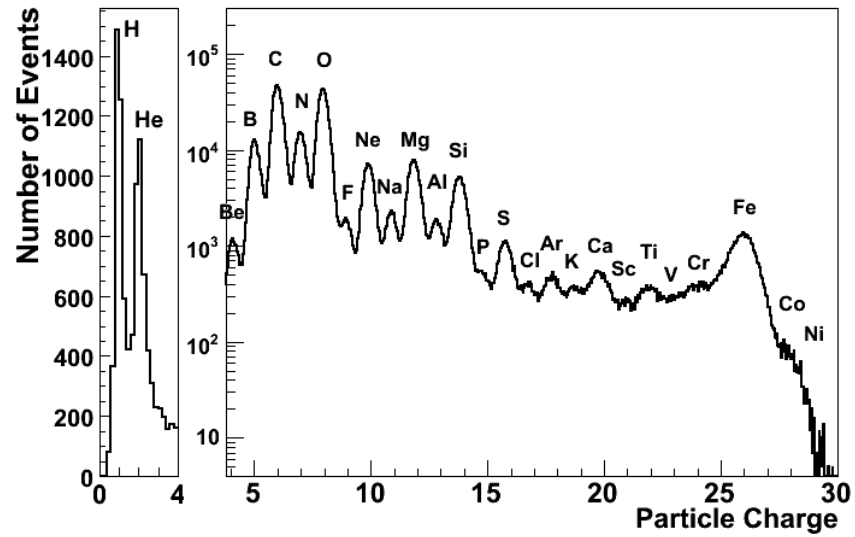

Distribution of cosmic-ray charge measured with the SCD. The individual elements are clearly identified with excellent charge resolution. The relative abundance in this plot has no physical significance

CAL provides energy measurements

Cosmic ray all particle counts

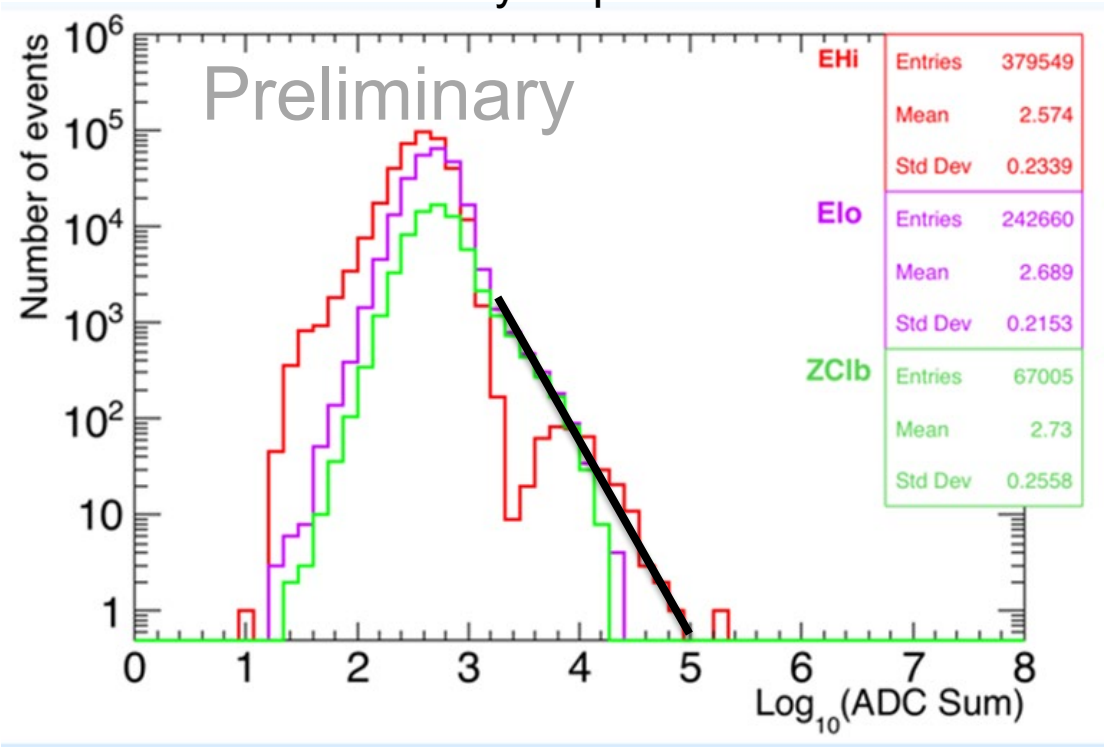

Spectrum Consistency Check

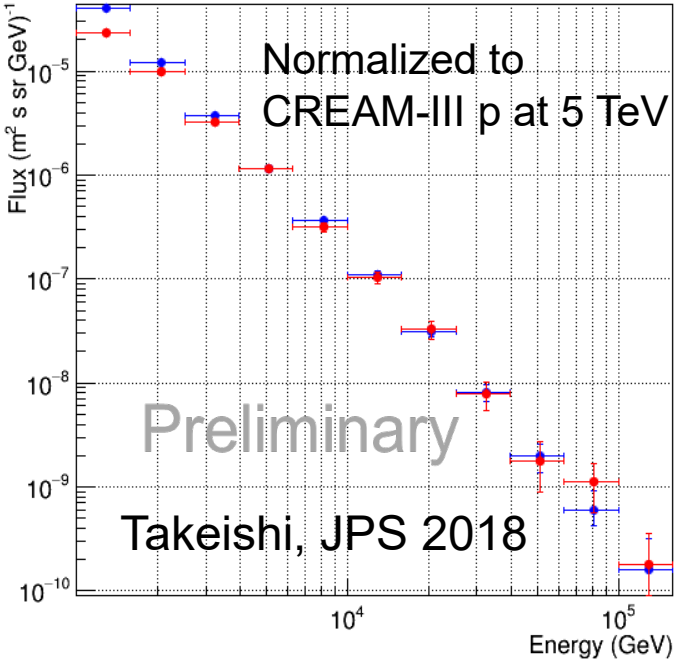

CREAM Science Operation

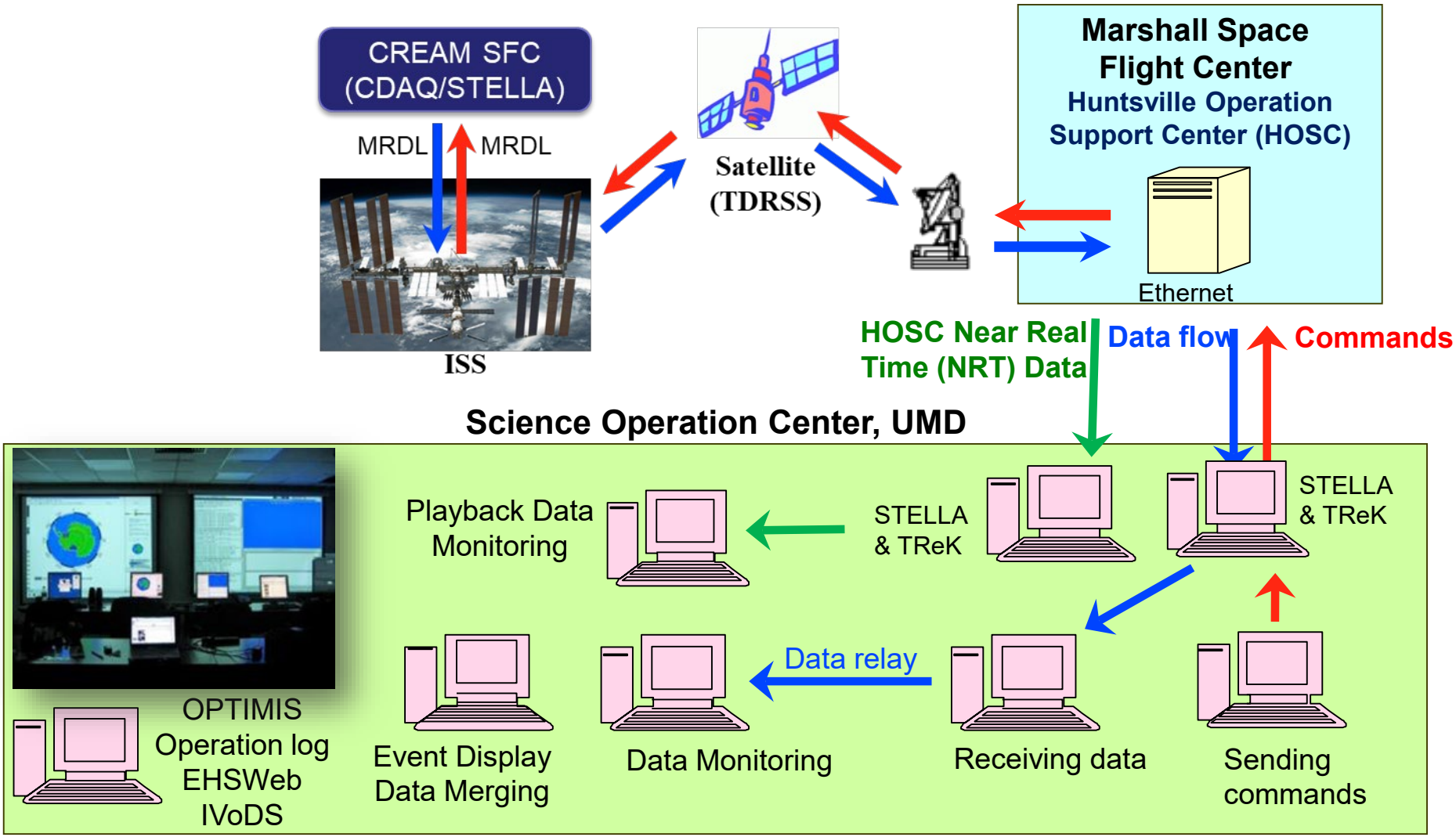

Web Monitoring and Data Distribution

http://cosmicray.umd.edu/iss-cream/data

- Monitor performance of CREAM instrument using in-flight calibration data
  - Every hour: Noise level (pedestal runs) of Calorimeter, SCD, and TCD/BCD
  - Every two hours: Charge gain, HPD aliveness etc.
- Relay the housekeeping data to a web server for worldwide monitoring
  - 1558 housekeeping parameters every 5 sec
  - Provides warning by color display when values are out of range.
- Visualize interactions of cosmic rays in CREAM by generating event display plots of science events.
- Process all data and distribute them in ROOT format for analysis.
  - Refine the initial pre-launch detector calibrations channel by channel to reflect the actual flight conditions, including time-dependent effects

Noise level of one layer of SCD

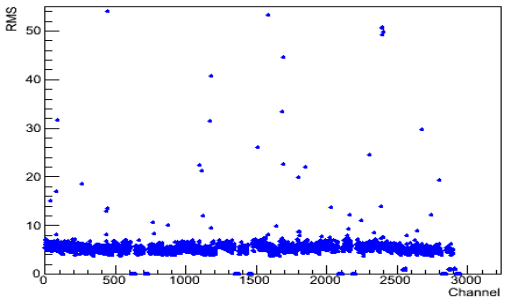

HPD aliveness of CAL

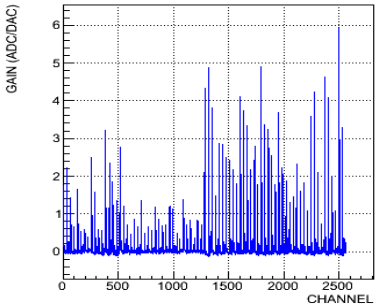

EvtTime	11:37:45	CalHV6a	-0.08	HPD12	26.27
RawClb	0.00	CalHV6b	-0.05	HPD78	27.94
RawExt	0.00	CalHV7a	-0.08	HPD34	26.68
RawCD1	0.00	CalHV7b	-0.06	HPD56	25.91
RawCal	0.00	CalHV8a	-0.08	SFC-A	26.20
RawCD2	0.00	CalHV8b	-0.06	ColdPla2	26.08
TrgTime	18:00:00	CalBias1	55.96	ColdPla3	-74.84
TrgTotal	0.00	CalBias2	55.44	ATCS3	27.18
TrgExt	0.00	CalBias3	56.11	ATCS4	26.39
TrgClb	0.00	CalBias4	55.35	ATCS5	25.98
TrgEHi	0.00	CalBias5	56.18	SFC-B	26.33
TrgELow	0.00	CalBias6	55.44	RedPM	25.93
TrgZClb	0.00	CalBias7	56.16	+X-YCP	23.88
NioTime	11:37:47	CalBias8	55.40	HKBox	24.80
NioTRate	1.93	BsdRet1	0.02	BottPla	23.62
NioNRate	0.00	BsdRet2	0.02	ATCS6	24.68
CMDQ	0.00	BsdTQB	26.49	+3o3VC	3.30
HKQ	0.00	BsdTQA	26.83	+5o2VC	5.00
EVTQ	0.00	BsdTQC	25.21	+12VC	12.12
DAT0	0.00	BsdTQD	24.66	m5o2VC	-4.99
DAT1	0.00	Bsd-12V	-11.76	TempC	32.79
PKT0	0.02	Bsd+1o5V	1.52	5o2cC1	0.69

CAL pedestal reached a plateau in November 2017

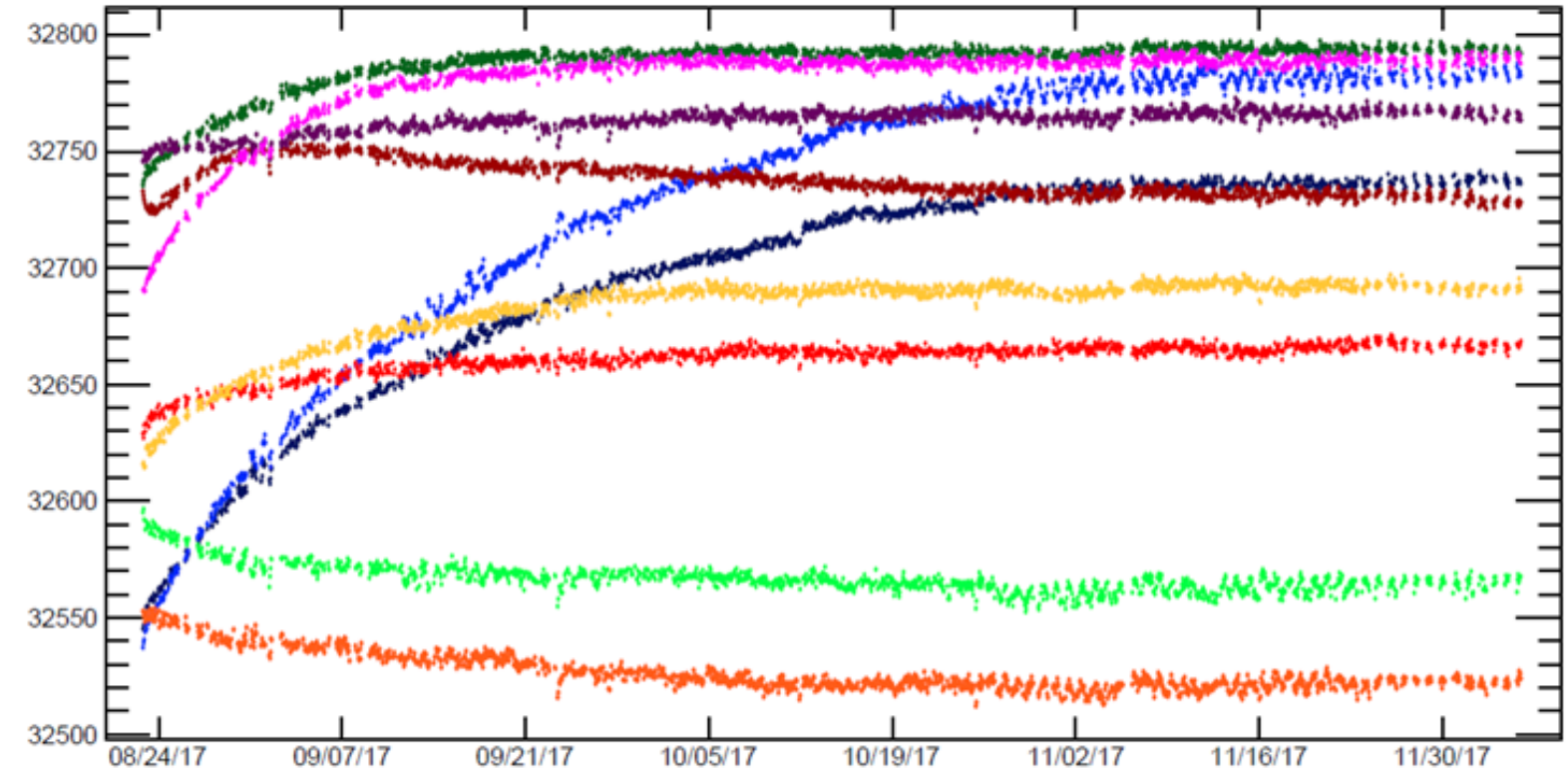

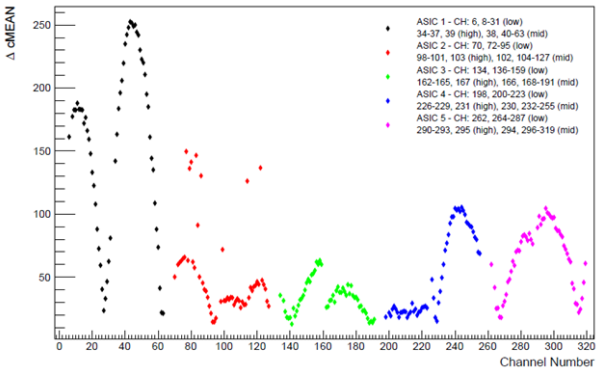

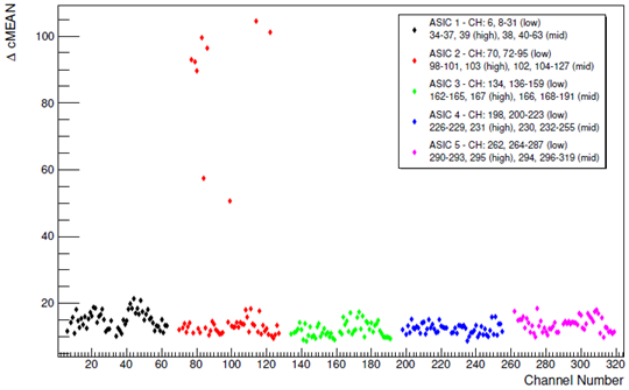

Temperature Dependence

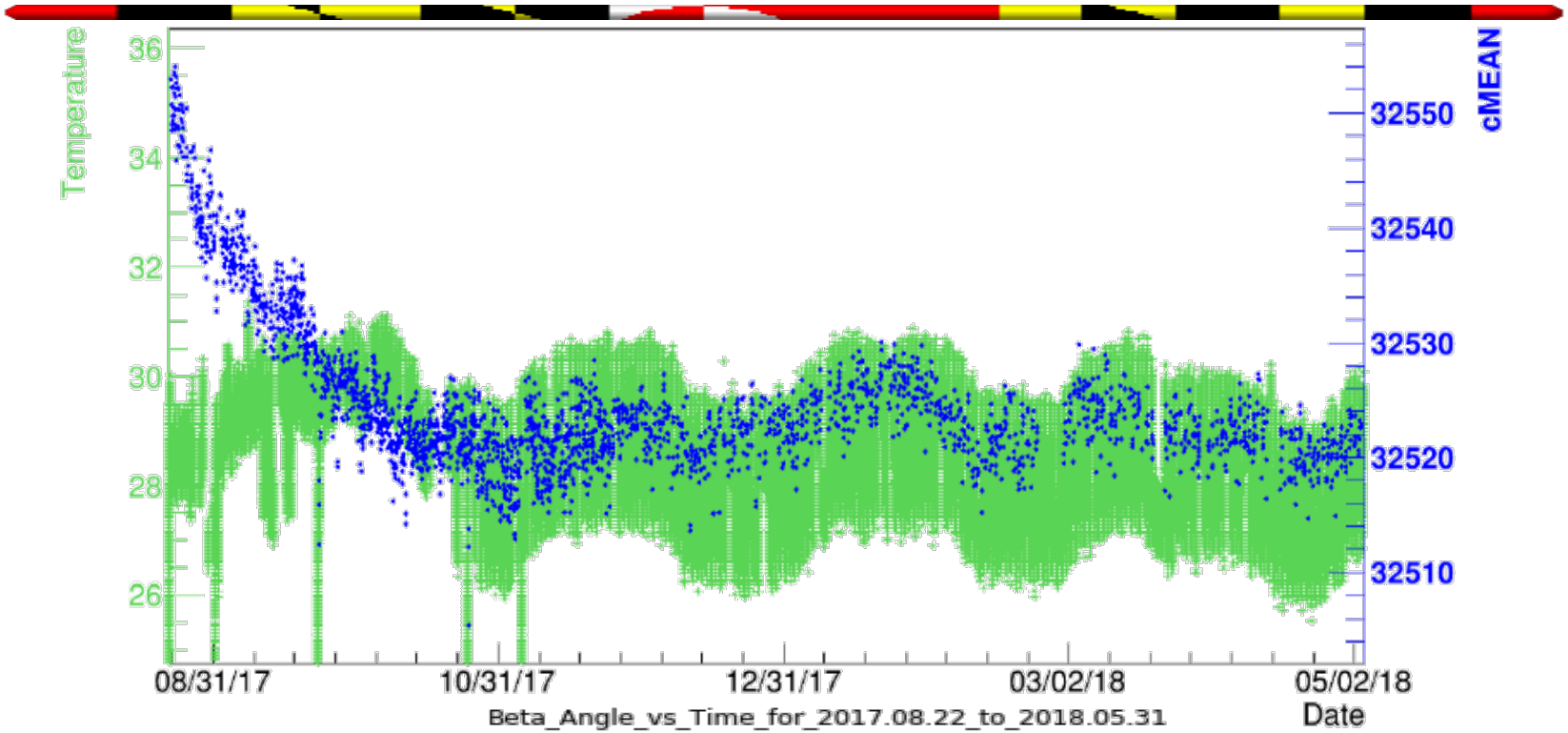

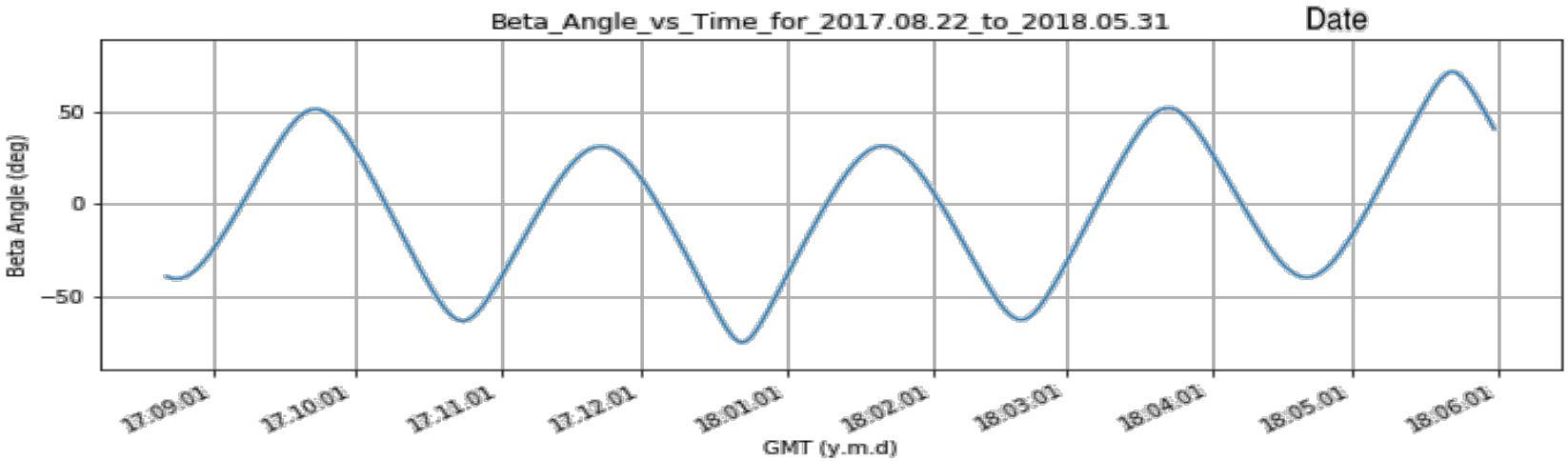

Currently taking data continuously

Initially on only during non-SAA orbit to avoid potential radiation damage to the instrument

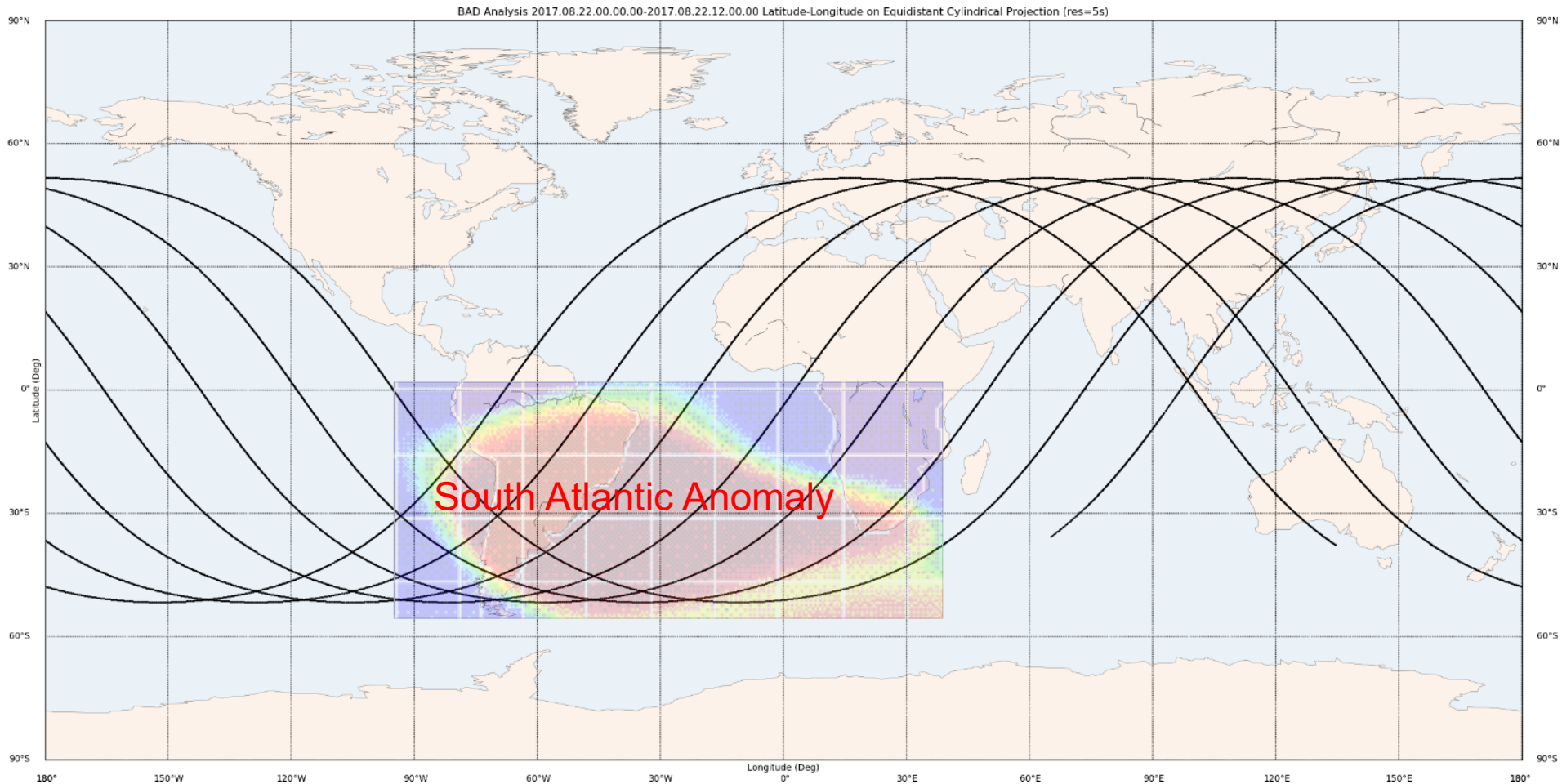

Detector and instrument checkouts are completed, and the entire instrument is taking data in a stable configuration in non-SAA orbits.

CREAM is in Science Operations

Mission Success Criteria are met except for the flight duration

- ✓ The payload survives the launch and is safely placed on the ISS without any damage that precludes minimum success
- ✓ Science data are received at the Science Operation Center and commands can be sent to the payload
- ✓ The science instrument provides publishable science data

- Mission Minimum Success:
  - ✓ Launch and operation for > 300 days
  - ✓ **The instrument will be considered functional if at least one layer of the SCD identifies charges and CAL provides energy measurements**
- Mission Comprehensive Success:
  - Launch and operation for >1000 days
  - ✓ CAL provides its own event trigger, energy measurements, and x,y,z tracking coordinates
  - ✓ SCD provides particle charge identification
  - ✓ TCD/BCD provides its own event trigger and shower profile
  - ✓ BSD measures both prompt shower particles and delayed neutron signals

ISS-CREAM takes the next major step

Increases the exposure by an order of magnitude!

- The ISS-CREAM space mission can take the next major step to 10^{15} eV, and beyond, limited only by statistics.
- The 3-year goal, 1-year minimum exposure would greatly reduce the statistical uncertainties and extend CREAM measurements to energies beyond any reach possible with balloon flights.

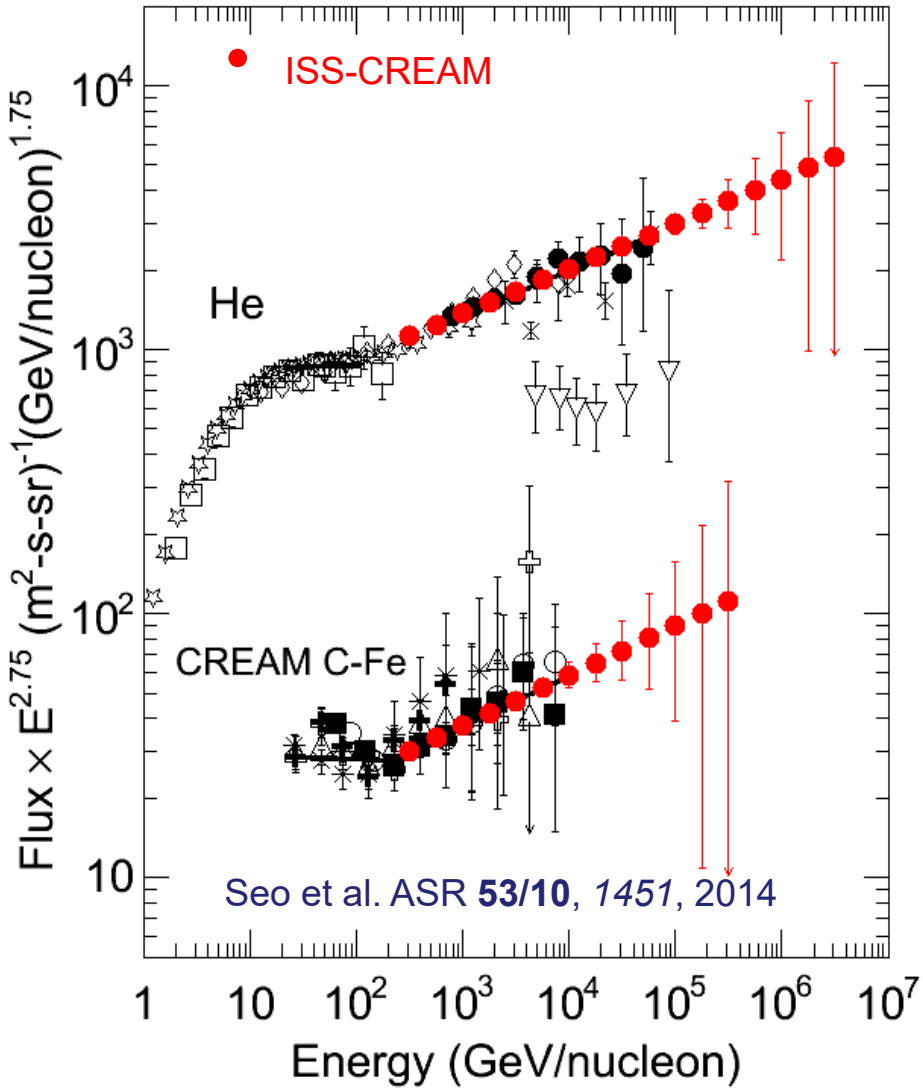

Electron Proton Separation

Park et al. Adv. In Space. Res. 62/10, 2939, 2018

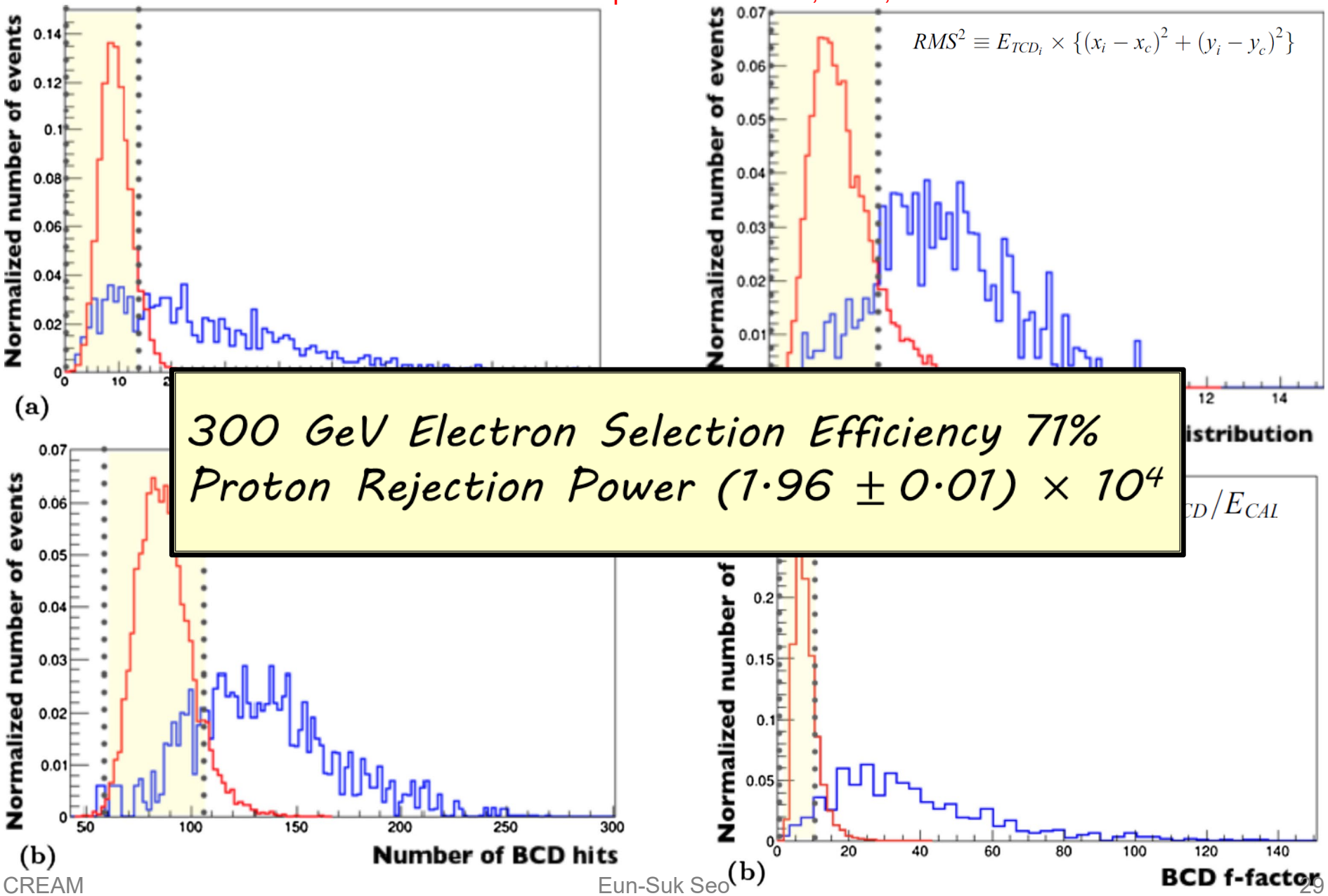

300 GeV Electron Selection Efficiency 71%

Proton Rejection Power $(1{\cdot}96 \pm 0{\cdot}01) \times 10^4$

Cosmic Ray Observatory on the ISS