



Groupe Gravitation

From LISAPathFinder to LISA: simulation and data analysis



Jean-Baptiste Bayle

Journée des doctorants, Nov, 15th 2017

Let me walk you through...



Detecting
gravitational waves



LISA and
LISAPathFinder



Simulation of
the mission



DETECTING GRAVITATIONAL WAVES

From General Relativity...

- Einstein's theory of **General Relativity** describes gravity as manifestation of curved spacetime
- This is described by the **metric tensor**, related to mass-energy content by **Einstein's equation**:


$$R_{\mu\nu} - \frac{1}{2}Rg_{\mu\nu} = \frac{8\pi G}{c^4}T_{\mu\nu}$$



Curvature of
spacetime

Mass-energy
content


... to gravitational waves

- Analytical solutions are notoriously hard to find
- **Linearisation** of Einstein's equation for small deformations () of the metric tensor yields a **propagation equation**:


$$\eta^{\alpha\beta} \partial_{\alpha} \partial_{\beta} \bar{h}_{\mu\nu} = \frac{16\pi G}{c^4} T_{\mu\nu}$$

- Gives rise of **gravitational waves** moving through spacetime at the velocity of light

Effect of gravitational waves

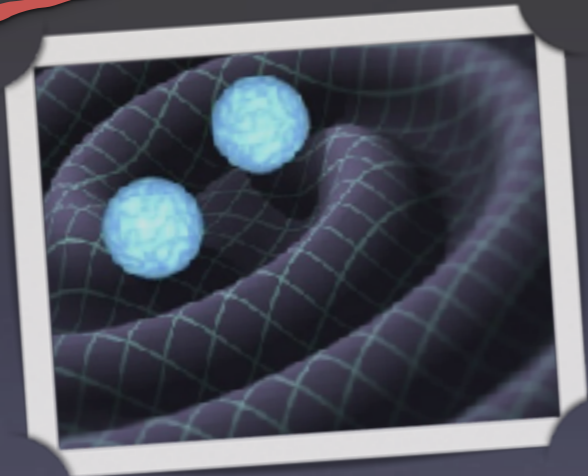


h_+



h_x

HARD TO DETECT!



Gravitational Wave

GOOD MESSENGER

Velocity: c

Type: transverse

Polarisation: two modes h_+ and h_x


Transport: energy

Amplitude: very small

Produced by:
quadrupole moment
of stress-energy tensor

Interaction with
matter: very small

Ground-based detectors



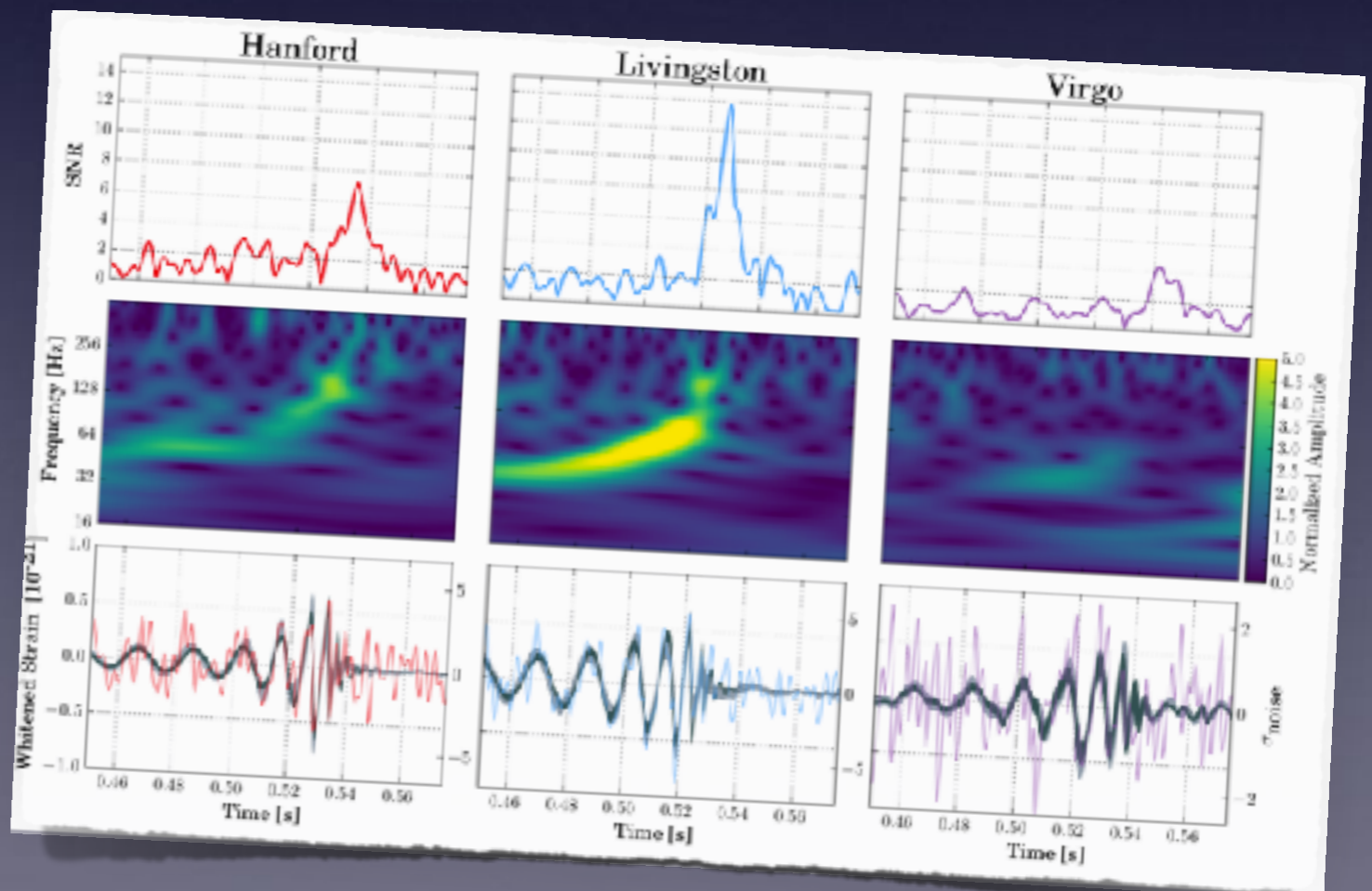
Virgo detector Cascina, Italie

GW170814 and GW170817

- Three-detector observation of a binary black-hole coalescence by LIGO and Virgo on August, 14th
- Binary neutron star merger observed on Aug., 17th

Strain from GW170814 as measured by LIGO and Virgo on August, 14 2017

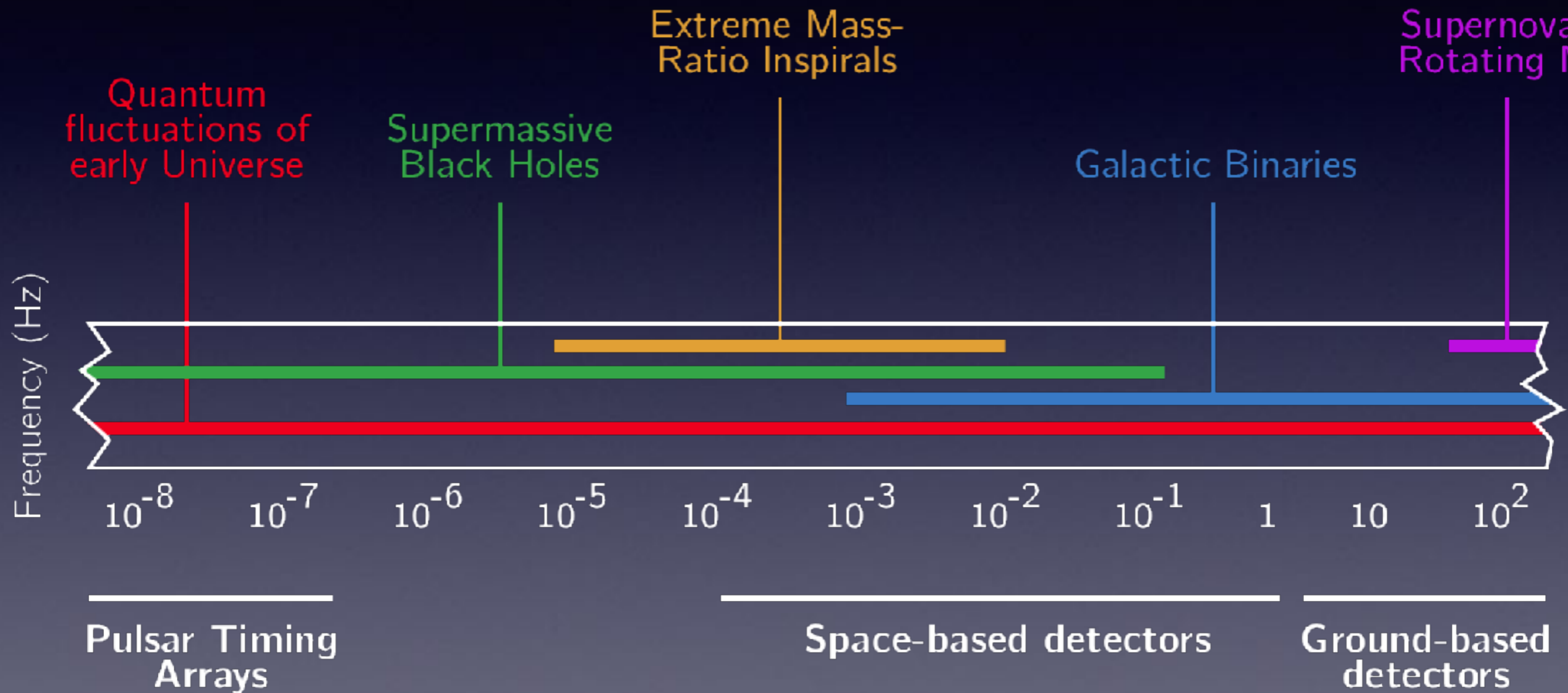
Physical Review Letters





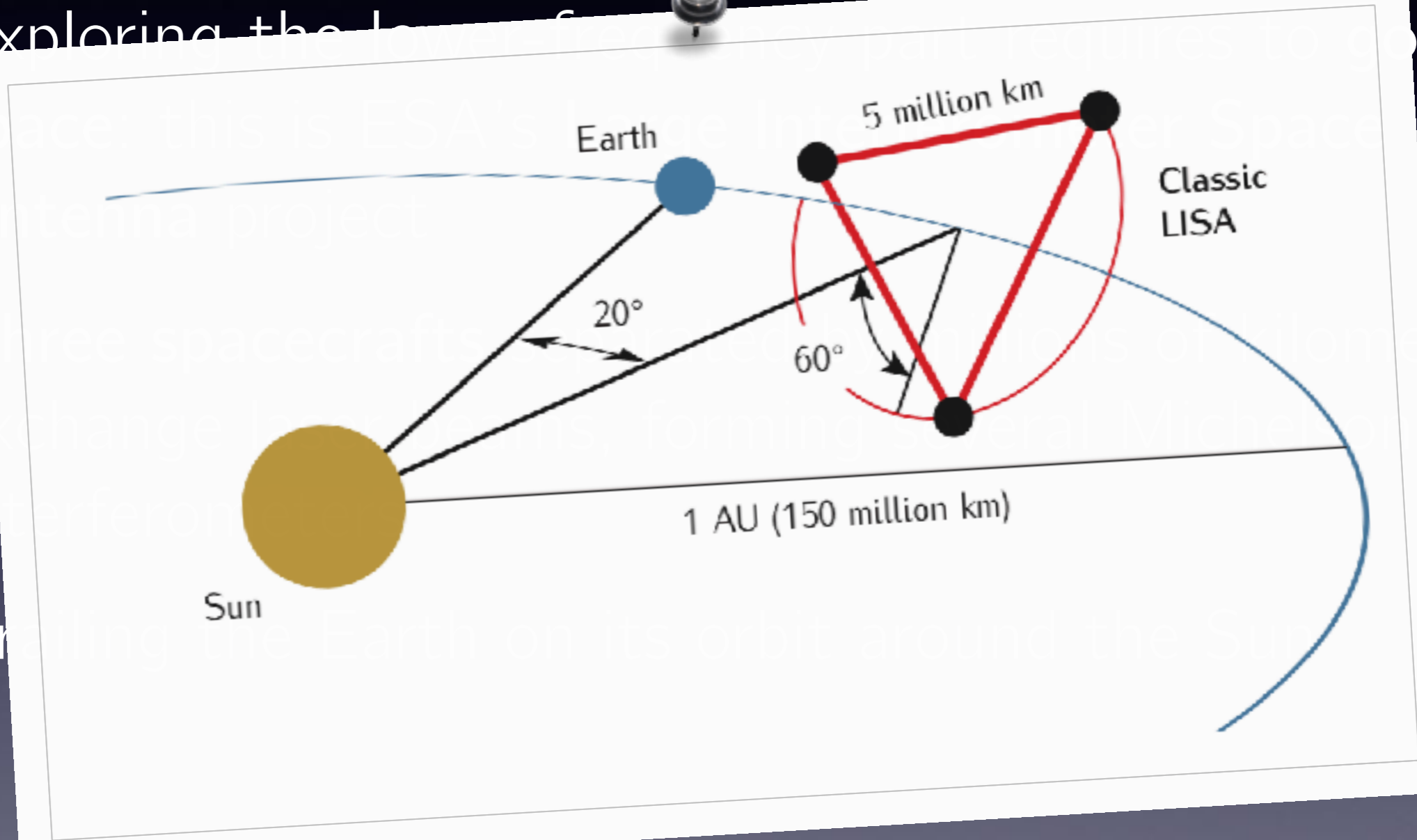
LISA AND LISAPATHFINDER

Gravitational spectrum




Gravitation from space

- Exploring the low-frequency gravitational wave band to
- Space-based gravitational wave detectors to
- Advanced LIGO project
- Three spacecraft forming an equilateral triangle in space
- Triangulating the Earth on its orbit around the Sun




LISAPathFinder: a proof of concept



- Proof-of-concept ESA mission launched in December 2015
- An LISA arm is shrunk down to 38 cm between two test masses that are kept drag-free
- Optical interferometry for precise measurement of the residual acceleration of one mass relative to the other

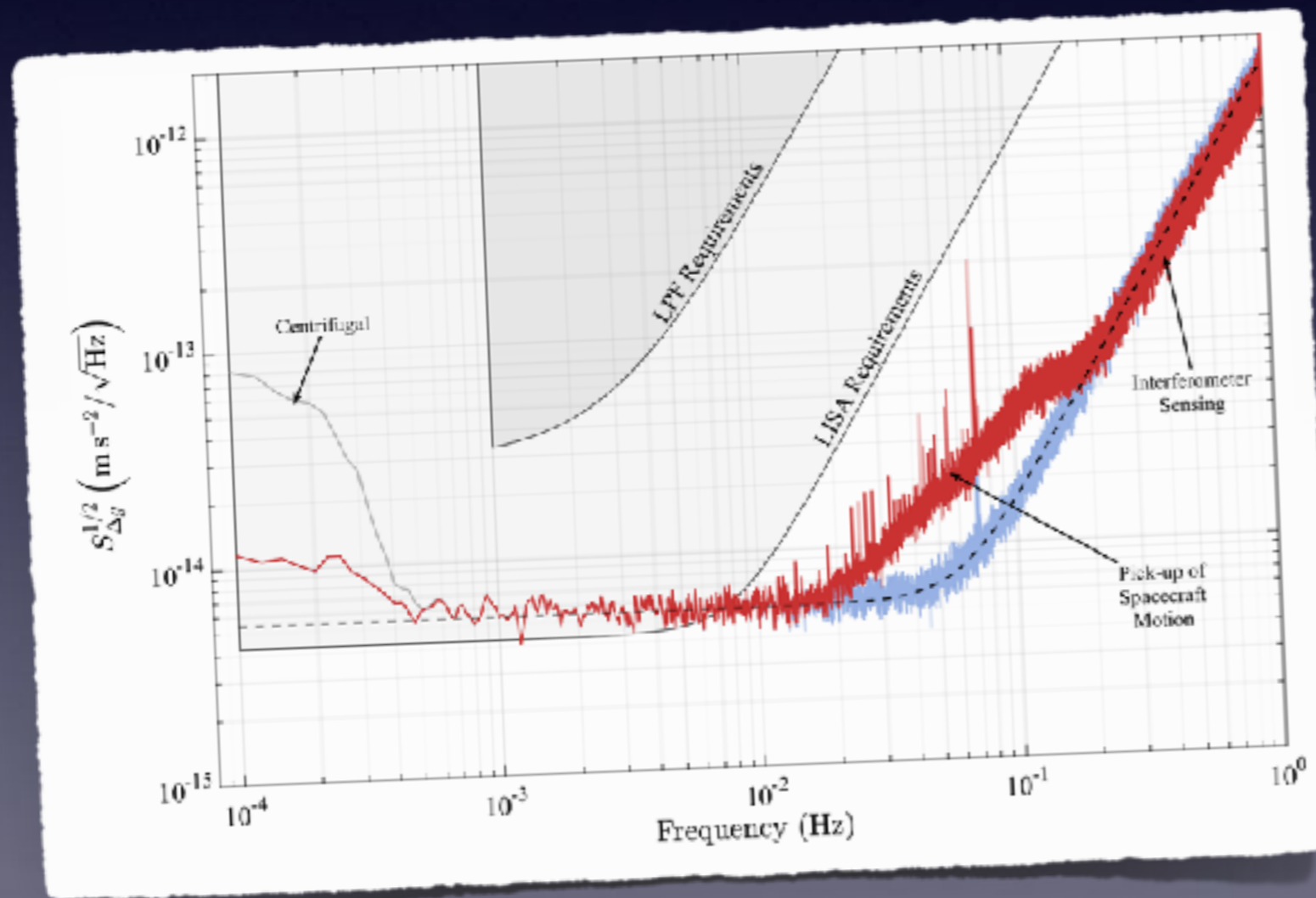






LISAPathFinder: a proof of concept

- The first results announced last June exceeded requirements in the LISAPathFinder frequency band



LPF and LISA requirements, and amplitude spectral density of residual differential acceleration (black), after centrifugal force corrections (red), after spacecraft motion corrections (blue).

Physical Review Letters, 10 June 2016



SIMULATION OF THE MISSION

French contribution

- ESA selected LISA as the L3 mission earlier this year, phase A starts beginning 2017
- Scientific consortium is being organized and national contributions are being decided
- Foreseen French contributions: **integration of the instrument, data processing center**; includes environment for analysis pipelines, collaboration tools, ...

Simulating data

- Develop the mission end-to-end simulator to produce **realistic data** from waveforms to the response of the instrument, under various configurations
 - prepare for **data analysis**, prove that scientific objectives as defined in the mission proposal can be reached in the framework of LISA Data Challenges
 - **asses scientific value** of instrumental configurations studied by industrials during phase A



Pre-processing steps

- LISA is a complex system, **pre-processing** necessary before scientific analysis (a.k.a. source extraction and parameter estimation):

The truth about LISA

*This is just another
Michelson
interferometer*

Offline recombinaison
TIME-DELAY INTERFEROMETRY



2W emitted

a few 100s of
pW collected

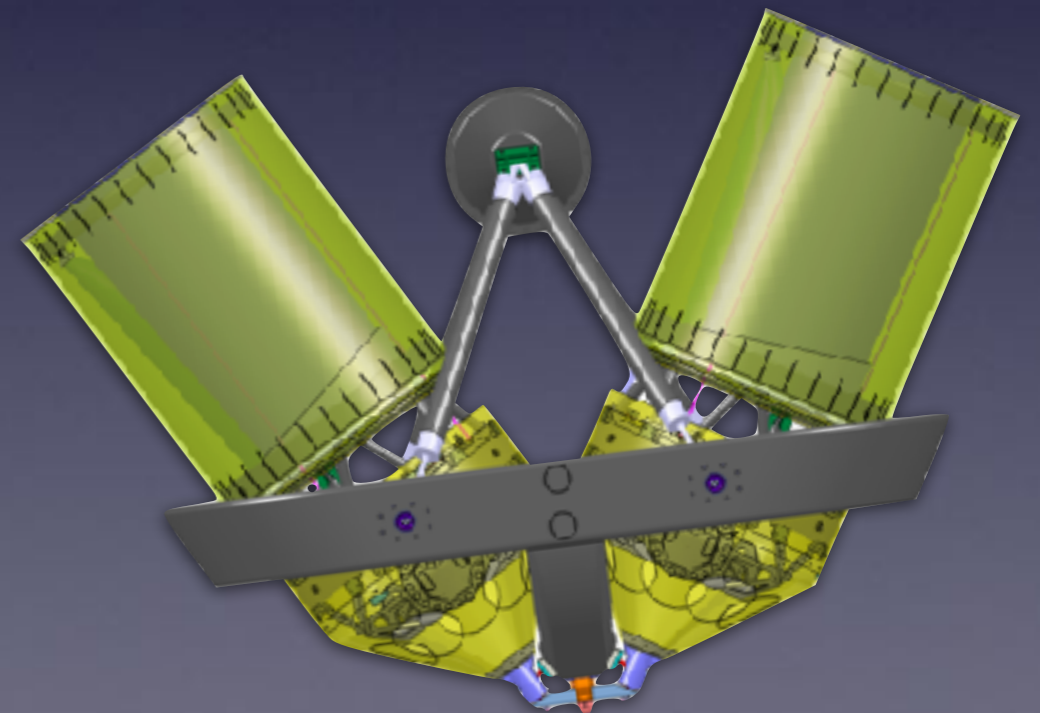
Pre-processing steps

- LISA is a complex system, **pre-processing** necessary before scientific analysis (a.k.a. source extraction and parameter estimation):
 - **Time-delay interferometry**: offline linear combination of several measurements to cancel out uncorrelated laser noises
 - **Clock synchronisation**: correct for ultra-stable oscillators drift onboard each spacecraft

The truth about LISA

- Ideals orbits do not exist!
- Distance between spacecrafts not constant, hence a shift in phase and Doppler effect that mock a passing gravitational wave
- Angle between spacecrafts is not constant, hence moving telescopes and optical benches to point to distance spacecraft

*Spacecraft form
an equilateral
triangle'*

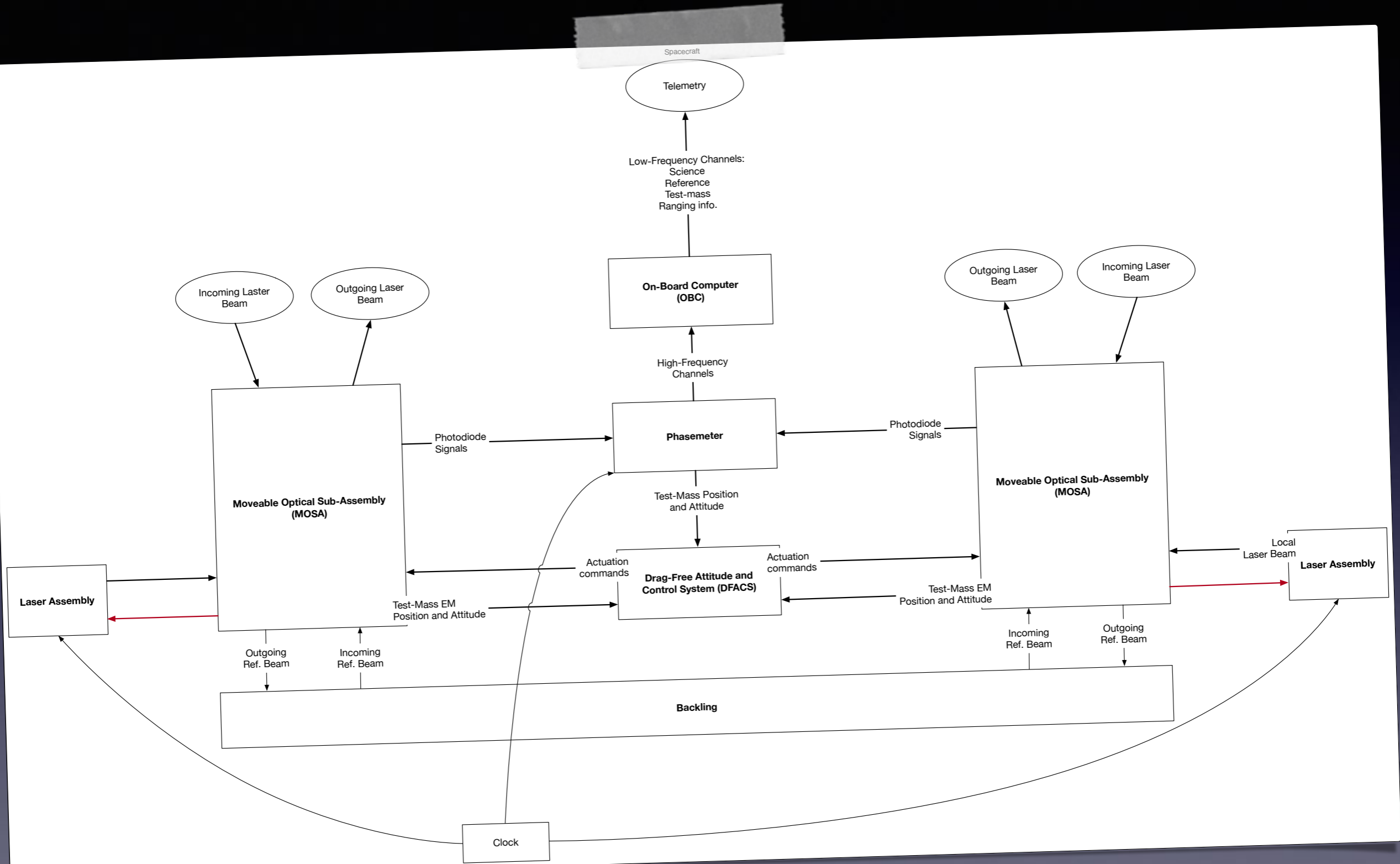


Pre-processing steps

- LISA is a complex system, **pre-processing** necessary before scientific analysis (a.k.a. source extraction and parameter estimation):
 - **Time-delay interferometry**: offline linear combination of several measurements to cancel out uncorrelated laser noises
 - **Clock synchronisation**: correct for ultra-stable oscillators drift onboard each spacecraft
 - **Absolute ranging**: measure the time-dependent inter-spacecraft distance for tdi

Graph-based simulator

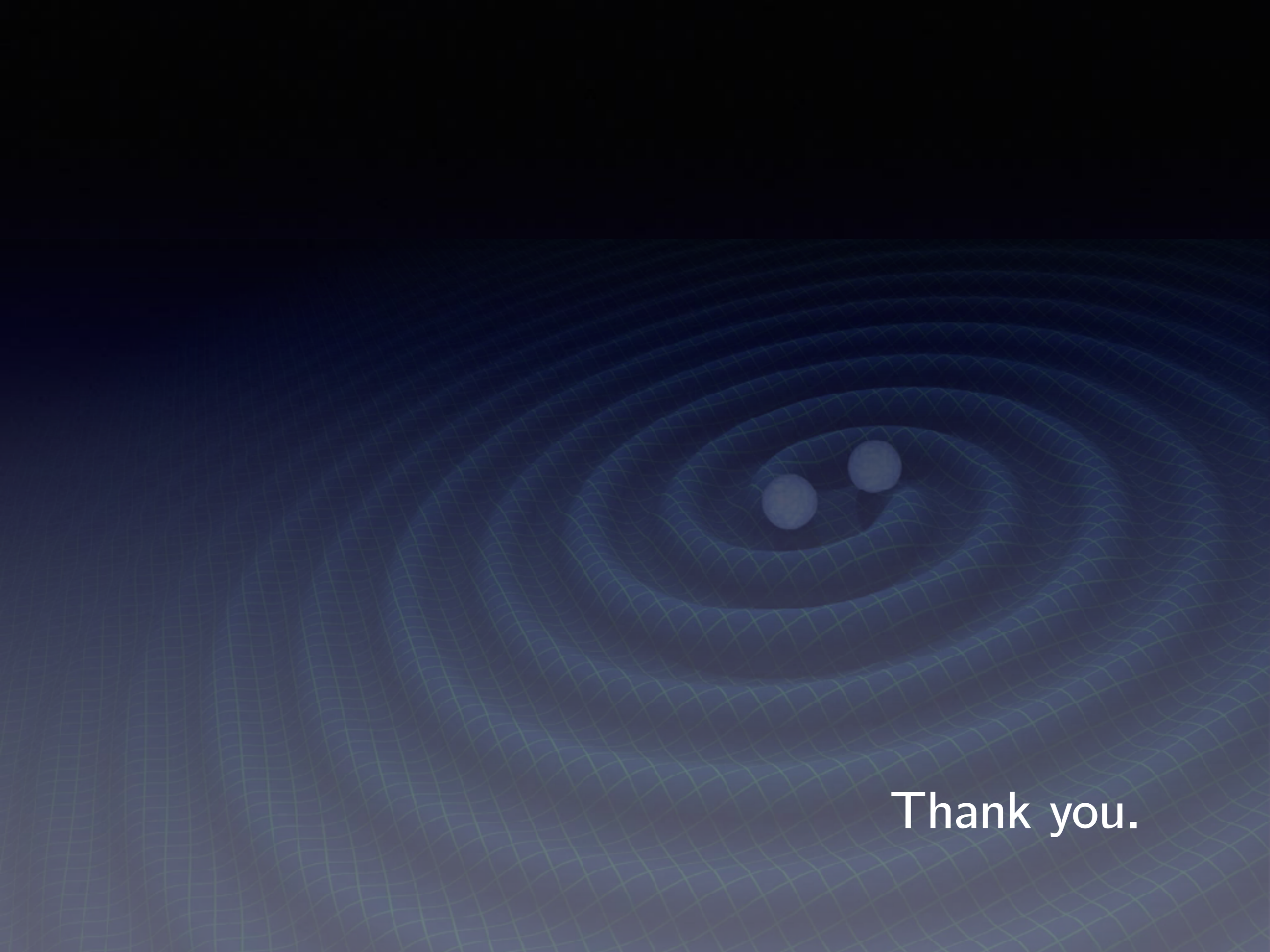
- Offer a few **simple nodes** that can produce or act on data, and be chained to form a **simulation graph**
- Nodes can be grouped inside **subgraphs** to create various levels of abstraction, and divide the instrument into subsystems
- For each “tick” of the clock, **all nodes are fired** in parallel to consume input data and compute new outputs



Model of a spacecraft in LISA

Ongoing studies

- Use **noise** sources and distributions extrapolated from LISAPathFinder investigations and findings
- Effect of ADC clock jitter on the phase measurement, antialiasing filtering before downlink
- **Laser intensity noise** coupling into phase meas.
- **Dynamics** of the constellation: equations of motion, controller strategy, effect of non-linearities
- Simple configurations for **time-delay interferometry**



Thank you.